



**FLOOD-serv**

## D3.3 Social Media Component

---

Subtitle of deliverable

---

<b>Project acronym:</b>	<b>FLOOD-serv</b>
<b>Project full title:</b>	<b>Public FLOOD Emergency and Awareness SERVICE</b>
<b>Grant agreement no.:</b>	<b>693599</b>
<b>Responsible:</b>	<b>Peter Sonntagbauer</b>
<b>Contributors:</b>	<b>Martin Augeneder, Tomas Koren, Peter Sonntagbauer, Susanne Sonntagbauer</b>
<b>Document Reference:</b>	<b>D3.3 Revised Version</b>
<b>Dissemination Level:</b>	<b>PU</b>
<b>Version:</b>	<b>Final</b>
<b>Date:</b>	<b>19/01/2019</b>



## Table of contents

<b>Table of contents</b> .....	<b>2</b>
<b>List of tables</b> .....	<b>9</b>
<b>List of abbreviations</b> .....	<b>10</b>
<b>Naming Conventions and Terminology</b> .....	<b>11</b>
<b>Definition of All Terms, including Acronyms</b> .....	<b>12</b>
<b>Executive summary</b> .....	<b>14</b>
<b>1 Introduction</b> .....	<b>15</b>
1.1 Purpose of the document.....	15
1.2 Structure of the Document .....	15
<b>2 Overview of user stories implemented</b> .....	<b>17</b>
3.1.1. Architecture description.....	18
<b>3 System Test Case Repository</b> .....	<b>23</b>
3.1 9.1 System Tests .....	23
3.2 9.2 Baseline for System Tests - Preconditions.....	23
<b>4 Test cases - overview</b> .....	<b>26</b>
<b>5 Test Cases and Results</b> .....	<b>29</b>
5.1 Account Management .....	29
5.1.1 Overview and definitions.....	29
5.1.1.1 User Roles .....	29
5.1.2 Test Case - Add Communicator .....	30
5.1.3 Results – Add Communicator .....	31
5.1.3.1 Results Italian .....	31
5.1.3.2 Results Portuguese .....	34
5.1.3.3 Results Romanian .....	37
5.1.3.4 Results Slovakian .....	40
5.1.3.5 Results Spanish .....	43
5.1.4 Test Case – Check email activation link.....	46
5.1.4.1 Results Portuguese .....	48
5.1.4.2 Results Romanian .....	49
5.1.4.3 Results Slovakian .....	50
5.1.4.4 Results Spanish .....	51
5.1.6 Test Case - Add Facilitator .....	52
5.1.1 Results – Add Facilitator .....	52
5.1.2 Test Case - Add Decision maker .....	53

5.1.3	Results – Add Decision maker .....	53
5.1.4	Test Case - Add domain expert.....	54
5.1.5	Results – Add Domain expert .....	54
5.1.6	Test Case - Add user with more than one role .....	55
5.1.7	Results - Add user with more than one role.....	55
5.1.8	Test case – Delete User .....	56
5.1.9	Results – Delete User.....	57
5.1.9.1	Results Italian .....	57
5.1.9.2	Results Portuguese .....	58
5.1.9.3	Results Romanian .....	59
5.1.9.4	Results Slovakian .....	60
5.1.9.5	Results Spanish .....	61
5.1.10	Test Case – Error notifications “User credentials” .....	62
5.1.11	Results – Error notification “User credentials” .....	63
5.1.11.1	Results Italian .....	63
5.1.11.2	Results Portuguese .....	64
5.1.11.3	Results Romanian .....	65
5.1.11.4	Results Slovakian .....	66
5.1.11.5	Results Spanish .....	67
5.1.12	Test Case – Error notification “Missing role” .....	68
5.1.12.1	Results Italian .....	69
5.1.12.2	Results Portuguese .....	70
5.1.12.3	Results Romanian .....	71
5.1.12.4	Results Slovakian .....	72
5.1.12.5	Results Spanish .....	73
5.1.13	Test Case – Username too short .....	74
5.1.14	Results – Username too short .....	75
5.1.14.1	Results Italian .....	75
5.1.14.2	Results Portuguese .....	76
5.1.14.3	Results Romanian .....	77
5.1.14.4	Results Slovakian .....	78
5.1.14.5	Results Spanish .....	79
5.1.15	Test Case – Locking User .....	80
5.1.16	Results – Locking User .....	81
5.1.16.1	Results Italian .....	81
5.1.16.2	Results Portuguese .....	82
5.1.16.3	Results Romanian .....	83

5.1.16.4	Results Slovakian .....	85
5.1.16.5	Results Spanish .....	86
5.1.17	Test Case – Cancel locking user .....	87
5.1.18	Results – Cancel Locking User .....	88
5.1.18.1	Results Italian .....	88
5.1.18.2	Results Portuguese .....	89
5.1.18.3	Results Romanian .....	90
5.1.18.4	Results Slovakian .....	91
5.1.18.5	Results Spanish .....	92
5.1.19	Test Case - User list verification .....	93
5.1.20	Results - User list verification .....	94
5.1.20.1	Results Italian .....	94
5.1.20.2	Results Portuguese .....	96
5.1.20.3	Results Romanian .....	98
5.1.20.4	Results Slovakian .....	100
5.1.20.5	Results Spanish .....	102
5.1.21	Test Case - Reset password of user .....	104
5.1.22	Results - Reset password of user .....	105
5.1.22.1	Results Italian .....	105
5.1.22.2	Results Portuguese .....	107
5.1.22.3	Results Romanian .....	109
5.1.22.4	Results Slovakian .....	111
5.1.22.5	Results Spanish .....	113
5.1.23	Test Case - Activate user with valid password .....	115
5.1.24	Results - Activate user with valid password .....	116
5.1.24.1	Results Italian .....	116
5.1.24.2	Results Portuguese .....	117
5.1.24.3	Results Romanian .....	118
5.1.24.4	Results Slovakian .....	119
5.1.24.5	Results Spanish .....	120
5.1.25	Test Case - Edit user by clicking username .....	121
5.1.26	Results - Edit user by clicking username .....	122
5.1.26.1	Results Italian .....	122
5.1.26.2	Results Portuguese .....	123
5.1.26.3	Results Romanian .....	124
5.1.26.4	Results Slovakian .....	125
5.1.26.5	Results Spanish .....	126

5.1.27	Test Case – Edit user by clicking edit link .....	127
5.1.28	Results – Edit user by clicking edit link.....	128
5.1.28.1	Results Italian .....	128
5.1.28.2	Results Portuguese .....	129
5.1.28.3	Results Romanian .....	130
5.1.28.4	Results Slovakian .....	131
5.1.28.5	Results Spanish .....	132
5.1.29	Test Case – Edit user and change roles .....	133
5.1.30	Results – Edit user and change roles .....	134
5.1.30.1	Results Italian .....	134
5.1.30.2	Results Portuguese .....	135
5.1.30.3	Results Romanian .....	136
5.1.30.4	Results Slovakian .....	137
5.1.30.5	Results Spanish .....	138
5.2	Campaign Management .....	139
5.2.1	Overview.....	139
5.2.2	Test Case – Create a campaign.....	141
5.2.3	Results – Create a campaign.....	142
5.2.3.1	Results Italian .....	142
5.2.3.2	Results Portuguese .....	144
5.2.3.3	Results Romanian .....	146
5.2.3.4	Results Slovakian .....	148
5.2.3.5	Results Spanish .....	150
5.2.4	Test Case – Create a category .....	152
5.2.5	Results – Create a category .....	153
5.2.5.1	Results Italian .....	153
5.2.5.2	Results Portuguese .....	155
5.2.5.3	Results Romanian .....	157
5.2.5.4	Results Slovakian .....	159
5.2.5.5	Results Spanish .....	161
5.2.6	Test Case – Copy an existing category.....	163
5.2.7	Results – Copy an existing category .....	164
5.2.7.1	Results Italian .....	164
5.2.7.2	Results Portuguese .....	166
5.2.7.3	Results Romanian .....	168
5.2.7.4	Results Slovakian .....	170
5.2.7.5	Results Spanish .....	172

5.2.8	Test Case – Create a map to collect georeferenced opinions .....	174
5.2.9	Results – Create a map to collect georeferenced opinions.....	175
5.2.9.1	Results Italian .....	175
5.2.9.2	Results Portuguese .....	178
5.2.9.3	Results Romanian .....	181
5.2.9.4	Results Slovakian .....	184
5.2.9.5	Results Spanish .....	187
5.2.10	Test Case – Add an opinion on an Opinion Map .....	190
5.2.11	Results – Add an opinion on an Opinion Map .....	191
5.2.11.1	Results Italian .....	191
5.2.11.2	Results Portuguese .....	194
5.2.11.3	Results Romanian .....	196
5.2.11.4	Results Slovakian .....	198
5.2.11.5	Results Spanish .....	200
5.2.12	Test Case – Campaign list – all campaigns.....	202
5.2.13	Results Campaign list - all campaigns.....	203
5.2.13.1	Results Italian .....	203
5.2.13.2	Results Portuguese .....	204
5.2.13.3	Results Romanian .....	205
5.2.13.4	Results Slovakian .....	206
5.2.13.5	Results Spanish .....	207
5.2.14	Test Case - Close campaign .....	208
5.2.15	Results – Close campaign .....	209
5.2.15.1	Results Italian .....	209
5.2.15.2	Results Portuguese .....	212
5.2.15.3	Results Romanian .....	214
5.2.15.4	Results Slovakian .....	217
5.2.15.5	Results Spanish .....	219
5.2.16	Test Case - Campaign “summary” detail page .....	222
5.2.17	Results - Campaign “summary” detail page .....	223
5.2.17.1	Results Italian .....	223
5.2.17.2	Results Portuguese .....	224
5.2.17.3	Results Romanian .....	225
5.2.17.4	Results Slovakian .....	226
5.2.17.5	Results Spanish .....	227
5.2.18	Test Case - Closed campaign detail page.....	228
5.2.19	Results – Closed campaign detail page .....	229

5.2.19.1	Results Italian .....	229
5.2.19.2	Results Portuguese .....	230
5.2.19.3	Results Romanian .....	231
5.2.19.4	Results Slovakian .....	232
5.2.19.5	Results Spanish .....	233
5.3	Social Media Management.....	234
5.3.1	Overview and definitions.....	234
5.3.2	Test Case - Assign social media window to campaign.....	235
5.3.3	Results - Assign social media window to campaign .....	235
5.3.3.1	Results Italian .....	235
5.3.3.2	Results Portuguese .....	238
5.3.3.3	Results Romanian .....	240
5.3.3.4	Results Slovakian .....	242
5.3.3.5	Results Spanish .....	244
5.3.4	Test Case - Assign social media window to a closed campaign.....	246
5.3.5	Results - Assign social media window to a closed campaign .....	247
5.3.5.1	Results Italian .....	247
5.3.5.2	Results Portuguese .....	248
5.3.5.3	Results Romanian .....	249
5.3.5.4	Results Slovakian .....	250
5.3.5.5	Results Spanish .....	251
5.3.6	Test Case – Change Campaign in a social window .....	252
5.3.7	Results – Change campaign in social media window .....	253
5.3.7.1	Results Italian .....	253
5.3.7.2	Results Portuguese .....	255
5.3.7.3	Results Romanian .....	257
5.3.7.4	Results Slovakian .....	259
5.3.7.5	Results Spanish .....	261
5.3.8	Test Case – Add one facebook wall (page) target .....	263
5.3.9	Results – Add one facebook wall (page) target.....	264
5.3.9.1	Results Italian .....	264
5.3.9.2	Results Portuguese .....	265
5.3.9.3	Results Romanian .....	266
5.3.9.4	Results Slovakian .....	267
5.3.9.5	Results Spanish .....	268
5.3.10	Test Case - Add one twitter target .....	269
5.3.11	Results - Add one twitter target .....	270

5.3.11.1	Results Italian .....	270
5.3.11.2	Results Portuguese .....	272
5.3.11.3	Results Romanian .....	274
5.3.11.4	Results Slovakian .....	276
5.3.12	Test Case - Storing search results.....	280
5.3.13	Results - Storing search results.....	281
5.3.13.1	Results Italian .....	281
5.3.13.2	Results Portuguese .....	282
5.3.13.3	Results Romanian .....	283
5.3.13.4	Results Slovakian .....	284
5.3.13.5	Results Spanish .....	285
5.3.14	Test Case – Searching through results, including “Tag” Function.....	286
5.3.15	Results – Searching through results, including “Tag”-Function .....	287
5.3.15.1	Results Italian .....	287
5.3.15.2	Results Portuguese .....	289
5.3.15.3	Results Romanian .....	291
5.3.15.4	Results Slovakian .....	293
5.3.15.5	Results Spanish .....	295
5.4	Test Case – Restcall .....	297
<b>6</b>	<b>Conclusion.....</b>	<b>298</b>
6.1	Achievements .....	298
6.2	Positioning of the SMC within FLOODSERV.....	298
6.3	SMC and integration.....	300
<b>7</b>	<b>Link.....</b>	<b>302</b>



## List of tables

---

**Table 1 Naming Conventions Industry Standards.....11**  
**Table 2 Terms and Acronyms used in WP3 .....13**

## List of abbreviations

---

<Abbreviation>	<Explanation>
ANO	A.N.O. Sistemas de Informatica e Servicios LDA
BSK	Bratislavsky Samospravny Kraj
CDF	Citizen Direct Feedback
CEMR	Council of European Municipalities and Regions
DDNI	Danube Delta National Institute for Research and Development Tulcea
DSS	Decision Support System
EIPA	Emergency Management Console
EXDWARF	Exdwarf consulting, s.r.o.
FLOOD-serv	Public FLOOD Emergency and Awareness SERVICE
GOV2U	Government To You
IP TULCEA	Institutia Prefectului Judetul Tulcea
ISTQB	International Software Testing Qualifications Board
IREB	International Requirements Engineering Board
ITPS	EU Institute for Prospective Technological Studies
MCE	Major Cities of Europe
MINV	Ministry of Interior, Ministerstvo vnutra Slovenskej Republiky
POI	Point of interest
RCEM	Risk and Crisis Events Monitoring & Situational Awareness Module
RDF	Resource Description Framework
RSS	Really Simple Syndication
SAM	Situation Awareness Management
SCRUM	Software Capability Rational Unified Mode
SHMU	Slovak Hydrometeorological Institute
SVARH	Alert and surveillance system
SW	Semantic Wiki
SPS	System Requirements Specification
TMS	Territory Monitoring System
UAT	User Acceptance Testing
WP	Work package

## Naming Conventions and Terminology

<i>Naming Domain</i>	<i>Standard</i>	<i>Examples</i>	<i>Link</i>
Agile Development	SCRUM	Epic, theme, user story	<a href="http://www.scrumguides.org/">http://www.scrumguides.org/</a>
Requirements	IREB	Use case, non-functional requirements	<a href="https://www.ireb.org/content/downloads/1-cpre-glossary/ireb_cpre_glossary_16_en.pdf">https://www.ireb.org/content/downloads/1-cpre-glossary/ireb_cpre_glossary_16_en.pdf</a>
QA	ISTQB	System test, unit test, integration test, defect	<a href="http://www.istqb.org/downloads/glossary.html">http://www.istqb.org/downloads/glossary.html</a>

**Table 1 Naming Conventions Industry Standards**

## Definition of All Terms, including Acronyms

<i>Term</i>	<i>Acronym</i>	<i>Meaning in this Project</i>
Atom	-	A pair of related standards. The Atom Syndication Format is an XML language used for web feeds, while the Atom Publishing Protocol (AtomPub or APP) is a simple HTTP-based protocol for creating and updating web resources.
Web Log	Blog	A discussion or information site published on the world wide web consisting of discrete entries ("posts") typically displayed in reverse chronological order so the most recent post appears first.
Campaign	-	A campaign is an important container domain object in FLOOD-serv that is used to group all activities and their associated data that are related to task in the emergency management task.
Crawling Job	-	A crawling job is an automated task in FLOOD-erv that is performed by a social media crawler in order to collect content from social media sites.
Crowd Sourcing	-	The act of sourcing tasks traditionally performed by specific individuals to a group of people or community (crowd) through an open call. FLOOD-serv uses crowd sourcing to gather feedback on specific topics from various stakeholders.
Data		Data are values of qualitative or quantitative variables, belonging to a set of items/themes ("facts of the world"). As an abstract concept data can be viewed as the lowest level of abstraction from which information and then knowledge are derived.
eurostat	-	A directorate-general of the European Commission located in Luxembourg. Its main responsibilities are to provide statistical information to the institutions of the European Union (EU) and to promote the harmonization of statistical methods across its member states and candidates for accession as well as EFTA countries.

Graphical Information System	GIS	A system designed to capture, store, manipulate, analyze, manage, and present all types of geographical data. Note that the acronym GIS is sometimes used for geographical information science or geospatial information studies to refer to the academic discipline or career of working with geographic information systems, too, but within WP3 GIS means the system.
Information	-	Information, in its most restricted technical sense, is an ordered sequence of symbols that can be interpreted by the receiver as a message and finally be used to gain knowledge.
Knowledge	-	Knowledge is a familiarity with someone or something, which can include information, facts, descriptions, or skills acquired through experience or education. Briefly said knowledge is what we know.
Multichannel Message Agent	-	A computer program that distributes the same information over various electronic media (i.e. classical websites, web 2.0/3.0 sites, social networks).
Social Media Content	-	Social media content is content (text) and associated meta-info (that describes the content's origin and details about the crawling task) that has been collected from a Social Media Target during a Crawling Job.
Social Media Target	-	A social media target is an access coordinate that refers to a social media site and the way that FLOOD-serv shall collect the data from there.
Spatial Data	-	Entities with topological, geometric, or geographic properties.
Web Crawler	-	A computer program that browses the WWW in a methodical, automated manner or in an orderly fashion.

**Table 2 Terms and Acronyms used in WP3**

## Executive summary

---

The present document – D3.3 Social Media Component – is a deliverable of work package 3 and addresses the development of the social media tool according to the predefined user requirements and user stories.

Therefore it is based on D3.1 (User requirements analysis), dealing with the user requirements and D3.2 (System specifications analysis and architecture). D3.2 contains functional and technical specifications and the architecture of the FLOOD-serv system including the framework, tools and interfaces.

It has to be stated that in addition to D3.3 other deliverables outlining the components of the FLOOD-serv platform are expected to be elaborated. D3.4 (Emergency Management Console), D3.5 (Semantic Wki tool), D3.6 (Territory Monitoring System) and D3.7 (Citizen Direct Feedback) deal with the development of the remaining tools of the FLOOD-serv framework.

### **17-November 2019**

This document has been revised version following the review comments

*The document describing the development of the social media tool, part of the FLOOD-serv platform, is very extensive and includes the test cases of the implementations in 5 pilots.*

*However, the document lacks conclusions in regard of the readiness of the component for the integration and a wrong dissemination level is assigned as in the conformity with the Annex 1 the deliverable is Public. In addition, as this is a software deliverable, information should be provided on accessing and installation of the software.*

Consequently the following modifications and amendments have been made:

- a) A conclusion addressing the achievements and the readiness *for the integration (chapter 6)*
- b) The dissemination level has been changed to public (PU)
- c) The access link to the software and a sample with real live data *(chapter 6)*

## 1 Introduction

### 1.1 Purpose of the document

The major objective of this document D3.3 is to elaborate the release for the Social Media Component and is based in D3.1 and D3.2.

### 1.2 Structure of the Document

The document provides the following structure:

- Chapter one: Introduction
- Chapter two: Overall approach and methodology
- Chapter three: Overview of user stories implemented
- Chapter four: System test case repository
- Chapter five: Test cases overview
- Chapter six: Test cases and results

#### Overall approach and methodology

The tests described in this document demonstrate that the social media component (D3.3) has been successfully implemented in all languages and the new features identified in D3.1 have been implemented.

As the next steps integration tests will be implemented as part of WP4

WP5 is about user acceptance tests, which is the last phase of a software testing process. During UAT (User Acceptance Testing), actual software users test the software to make sure that it works in real-world scenarios, according to specifications.

The overall approach applied is SCRUM, consequently the results and documentation the software delivered in D3.3 was following the sprints and user stories implemented.

In SCRUM the tasks are divided into time boxes (small time frames) to deliver specific features in the release so that the working software build can be delivered after each iteration. Builds are incremental in terms of features; the final build of D3.3 has all the features.

#### Test types and coverage

The tests cover the functionality of the social media component only.

The only integration test performed was the SMC REST API (user story FLOOD-41 to link the social media component with the EMC).

#### Role of the tester

- Ensure End-user satisfaction through delivery of high-quality software.
- Engagement is early during the project from sprint planning.
- Discuss and understand each user story and then decide on acceptance criteria for the same.
- Define activities for themselves to estimate time, updating test cases as and when changes appear, complete testing within the sprint time etc.
- Develop test cases as per the story acceptance criteria and change whenever there is a change in story.
- Deliver high quality software iteratively from a couple of weeks to a couple of months.
- Ensure user stories get clarified where there is insufficient information.
- Break user stories into different testing tasks.
- Decide each story test coverage





# FLOOD-serv

## 2 Overview of user stories implemented

The overall architecture aims at a web-based access for users. Consequently, the main components are

- Browser
- TOMCAT Webservice
- Server Application and Postgres DB

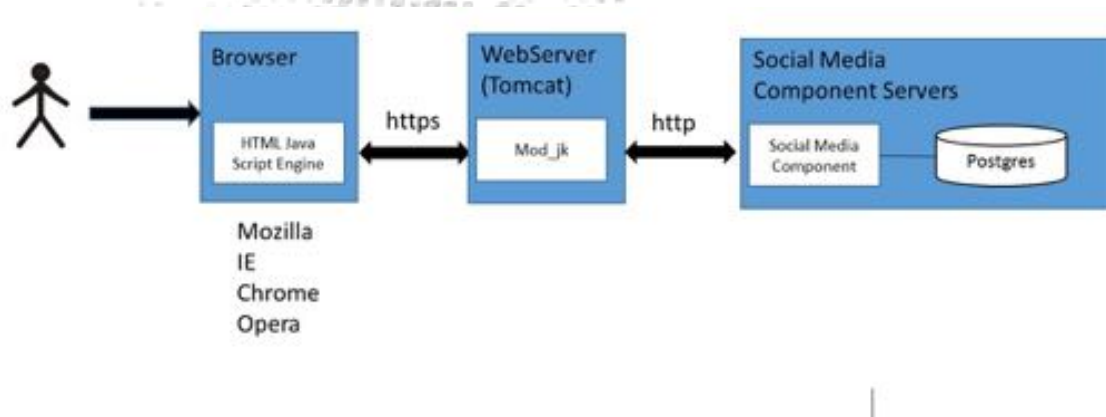


Figure 1. Web based Architecture

### **3.1.1. Architecture description**

The browser is the front-end of the user through which all transactions are done. Several browsers (Firefox, Internet Explorer, Chrome and Opera) are supported to enable a broad range of end-users to work with the system.

The requests are routed through TOMCAT as the standard webserver through a https connection for security purpose.

The backend is running the core social media component and a Postgres database to store the data.

Key	Summary	Description
<a href="#">FLOOD-92</a>	Localisation of Social Media Component (Italian)	As an Italian speaking end user I want to see the SMC GUI in Italian
<a href="#">FLOOD-91</a>	Localisation of Social Media Component (Spanish)	As an Italian speaking end user I want to see the SMC GUI in Spanish
<a href="#">FLOOD-90</a>	Localisation of Social Media Component (Romanian)	As a Romanian speaking end user I want to see the SMC GUI in Romanian
<a href="#">FLOOD-89</a>	Localisation of Social Media Component (Slovak)	As a Slovak speaking end user I want to see the SMC GUI in Slovak.
<a href="#">FLOOD-88</a>	Localisation of Social Media Component (Portuguese)	As a Portuguese speaking end user I want to see the SMC GUI in Portuguese
<a href="#">FLOOD-51</a>	Tag postings for follow up	<p>As end-user I want to tag postings for follow-up and get reports on them overall or by category. This functionality is needed to tag postings, which require a follow-up. After tagging a report on tagged posts can be produced to ensure that the issues are resolved by the staff responsible Preferred is an output format like excel.</p> <p>Acceptance criteria and other additional information :</p> <ol style="list-style-type: none"> <li>1. Posts in the search function can be tagged by clicking on a - * -</li> <li>2. The tag is an additional criteria in the search function</li> </ol>
<a href="#">FLOOD-50</a>	Additional Visualizations	As an end user, I'd like to have additional importance visualizations in the new dashboard

<p><a href="#">FLOOD-49</a></p>	<p>Self configurable reporting capabilities</p>	<p>As an end user I want to add self configurable reporting capabilities</p> <p>Acceptance criteria and other additional information :</p> <ol style="list-style-type: none"> <li>1. The chosen Self service BI is implemented</li> <li>2. The BI can be accessed through an additional tab in the campaign</li> <li>3. The BI offers at least the current dashboard graphics as standard</li> </ol>
<p><a href="#">FLOOD-48</a></p>	<p>Resolving point of Interests</p>	<p>As an end-user I want to detect and resolve Point of Interests in a posting into Coordinates.</p> <p>This refers to the detection of point of interests in a posting and its conversion into coordinates. This is useful, because many postings do not contain coordinates since users switch of this functionality on their Smartphones.</p> <p>Acceptance criteria and other additional information:</p> <ol style="list-style-type: none"> <li>1. The functionality is implemented based on Lucene.</li> <li>2. There is a database of POIs and their coordinates</li> <li>3. The algorithm checks the POPI database and adds the coordinates if the POI appears in the text</li> <li>4. Exceptions                     <ul style="list-style-type: none"> <li>- if there is already a location from the post itself, then do not override the posting's location.</li> <li>- If there is more than one geolocation detected then use the first one.</li> </ul> </li> </ol>
<p><a href="#">FLOOD-47</a></p>	<p>Export of raw social media data</p>	<p>As an end-user I want to enhance the excel export of raw social media data.</p> <p>Include social interactions such as Likes, shares, retweets in the Excel export mechanism.</p> <p>Acceptance criteria and other additional information:</p> <ol style="list-style-type: none"> <li>1. The Excel file contains the additional data for importance</li> </ol>

FLOOD-41

REST Get Call

As a user of other components I want to connect and retrieve postings in a harmonized format from the social media component

Acceptance criteria:

1) GET-Filter Parameters as follows are available

- date published from <yyyymmdd> (empty = all)
- date published to <yyyymmdd> (empty = all)
- campaign <string> (empty = all)
- client <string>
- language <string> following ISO-639-1 (empty = all)
- source (RSS, Facebook, Twitter, Opinion-Map) (empty = all)
- latitude from (empty = all)
- longitude from (empty = all)
- latitude to (empty = all)
- longitude to (empty = all)

2) Content of the response are made available in JSON

- link to original content<string>
- published <yyyymmdd, hh:mm:ss>
- user-name of publisher <string>
- source (RSS, Facebook, Twitter, Opinion-Map)
- latitude (99.999999)
- longitude (99.999999)
- content text <string>
- language <string> following ISO-639-1

Sourcing from table opinionmap\_pin and sm\_post taking into account crosstables

---

### D3.3 Social Media Component

---

--	--	--	--



### 3 System Test Case Repository

This chapter provides an overview of the current system tests.

Note that we do not define unit/unit integration tests formally. Instead of that they're just coded by the developer who implemented the functionality.

Regarding the integration tests we currently have automated technical integration tests using JUnit, but still lack business integration tests.

#### 3.1 9.1 System Tests

The core focus of the system tests is to test the FLOOD-SERV social media component - without integration with the other modules - as a black box as seen by the user. This test level is being performed by dedicated experts (testers, test manager) and much of it is automated and used in regression testing.

#### 3.2 9.2 Baseline for System Tests - Preconditions

In order to extract reproduceable and consistent results from executing the system tests they must be performed in a defined environment. Besides system level requirements (database is up and running-) there are many internal settings (application state) that must be set accordingly. These settings are called preconditions and this chapter lists the most important ones.

We grouped the preconditions into logical clusters. These clusters are referenced in the individual test cases, so that it is clear to the tester how the test environment has to be set up.

Id	Title	Setup
<b>PRE 1</b>	Activated System Administrator	<ul style="list-style-type: none"> <li>client exists</li> <li>user with system administrator role has been added by the system operator</li> <li>password for system administrator has been set</li> </ul>
<b>PRE 2</b>	Activated Facilitator	<ul style="list-style-type: none"> <li>client exists</li> <li>user with system administrator role has been added by the system operator</li> <li>password for system administrator has been set</li> <li>user with facilitator role has been added by the system administrator of the created client</li> <li>password for facilitator has been set</li> </ul>
<b>PRE 3</b>	Activated User	<ul style="list-style-type: none"> <li>client exists</li> <li>user with system administrator role has been added by the system operator</li> </ul>



		<ul style="list-style-type: none"> <li>password for system administrator has been set</li> <li>user with any role has been added by the system administrator of the created client</li> <li>password for user has been set</li> </ul>
<b>PRE 4</b>	Inactive User	<ul style="list-style-type: none"> <li>client exists</li> <li>user with system administrator role has been added by the system operator</li> <li>password for system administrator has been set</li> <li>user with any role has been added by the system administrator of the created client</li> <li>user is inactive</li> </ul>
<b>PRE 5</b>	Locked User	<ul style="list-style-type: none"> <li>client exists</li> <li>user with system administrator role has been added by the system operator</li> <li>password for system administrator has been set</li> <li>user with any role has been added by the system administrator of the created client</li> <li>user has locked status</li> </ul>
<b>PRE 6</b>	Inactive System Administrator	<ul style="list-style-type: none"> <li>client exists</li> <li>user with system administrator role has been added by the system operator</li> <li>password for system administrator has been set</li> </ul>
<b>PRE 7</b>	Valid Facebook Account	<ul style="list-style-type: none"> <li>client exists</li> <li>user with system administrator role has been added by the system operator</li> <li>password for system administrator has been set</li> <li>valid social media account for Facebook created</li> </ul>
<b>PRE 8</b>	Invalid Facebook account	<ul style="list-style-type: none"> <li>client exists</li> <li>user with system administrator role has been added by the system operator</li> <li>password for system administrator has been set</li> <li>social media account with invalid user credentials for Facebook created</li> </ul>
<b>PRE 9</b>	Valid Twitter Account	<ul style="list-style-type: none"> <li>client exists</li> <li>user with system administrator role has been added by the system operator</li> <li>password for system administrator has been set</li> <li>valid social media account for Facebook created</li> </ul>
<b>PRE 10</b>	Invalid Twitter Account	<ul style="list-style-type: none"> <li>client exists</li> <li>user with system administrator role has been added by the system operator</li> <li>password for system administrator has been set</li> </ul>



		<ul style="list-style-type: none"> <li>• social media account with invalid user credentials for Facebook created</li> </ul>
<b>PRE 11</b>	Activated Communicator	<ul style="list-style-type: none"> <li>• client exists</li> <li>• user with system administrator role has been added by the system operator</li> <li>• password for system administrator has been set</li> <li>• user with facilitator role has been added by the system administrator of the created client</li> <li>• password for facilitator has been set</li> </ul>
<b>PRE 12</b>	Created Campaign	<ul style="list-style-type: none"> <li>• client exists</li> <li>• user with system administrator role has been added by the system operator</li> <li>• password for system administrator has been set</li> <li>• user with system administrator role has been added by the system operator</li> <li>• password for system administrator has been set</li> <li>• user with any role has been added by the system administrator of the created client</li> <li>• password for user has been set</li> <li>• campaign has been created</li> </ul>
<b>PRE 13</b>	Created Opinion Map	<ul style="list-style-type: none"> <li>• client exists</li> <li>• user with system administrator role has been added by the system operator</li> <li>• password for system administrator has been set</li> <li>• user with system administrator role has been added by the system operator</li> <li>• password for system administrator has been set</li> <li>• user with any role has been added by the system administrator of the created client</li> <li>• password for user has been set</li> <li>• campaign has been created</li> <li>• Opinion Map has been added to created campaign</li> </ul>



**FLOOD-serv**

#### 4 Test cases - overview

	Italian Version	Portuguese Version	Romanian Version	Slovakian Version	Spanish Version
<b>Account Management</b>					
Test Case - Add communicator	X	X	X	X	X
Test Case – Check email notification link	X	X	X	X	X
Test Case - Add facilitator	X	X	X	X	X
Test Case - Add decision maker	X	X	X	X	X
Test Case - Add Domain expert	X	X	X	X	X
Test Case - Add user with more than one role	X	X	X	X	X
Test Case - Delete user	X	X	X	X	X
Test Case - Error notifications “User credentials”	x	X	X	X	X



Test Case – Error notification “Missing role”	X	X	X	X	X
Test Case – Username too short	X	X	X	X	X
Test Case - Locking user	X	X	X	X	X
Test Case – Cancel locking user	X	X	X	X	X
Test Case - User list verification	X	X	X	X	X
Test Case - Reset password of user	X	X	X	X	X
Test Case - Activate user with valid password	X	X	X	X	X
Test Case - Edit user by clicking username	X	X	X	X	X
Test Case – Edit user by clicking edit link	X	X	X	X	X
Test Case – Edit user and change roles	X	X	X	X	X
<b>Campaign Management</b>					
Test Case – Create a campaign	X	X	X	X	X
Test Case – Create a category	X	X	X	X	X
Test Case – Copy an existing category	X	X	X	X	X
Test Case – Add an opinion on an opinion map	X	X	X	X	X
Test Case – Close a campaign	X	X	X	X	X
Test Case – Campaign “summary” detail page	X	X	X	X	X

Test Case – Closed campaign “summary” detail page	X	X	X	X	X
<b>Social Media Management</b>					
Test Case - Assign social media window to a campaign	X	X	X	X	X
Test Case - Assign social media window to a closed campaign	X	X	X	X	X
Test Case – Change campaign in a social media window	X	X	X	X	X
Test Case – Add one facebook wall (page)	X	X	X	X	X
Test Case - Add one twitter target	X	X	X	X	X
Test Case – Storing search results	X	X	X	X	X
Test Case- Searching through results	X	X	X	X	X
Delete social media window	X	X	X	X	X



## 5 Test Cases and Results

### 5.1 Account Management

#### 5.1.1 Overview and definitions

Account management handles the creation/editing/deleting of user accounts including other functions like password setting. It is naturally connected to the field of security and data protection. FLOOD-serv considers only internal user accounts, managed by the FLOOD-serv account management. The person responsible is the so-called “System administrator”.

Internal user accounts can have one of the following states:

- Inactive
  - Inactive accounts have been created, but there's no password attached to them. This is the initial state after creation and after the password has been reset by the system administrator.
- Active
  - Active accounts are ready-to-use by the user. Accounts get active by setting the user's password.
- Locked
  - The system administrator can lock accounts.

##### 5.1.1.1 User Roles

Following roles are foreseen in FLOOD-serv:

**Decision makers**, who are high ranking officials like the mayor or some head of a department/branch. They have a personal interest in the results that the system generates (i.e. to be re-elected) and assign analytical tasks to facilitators and domain experts.

**Facilitators** are the power users of the FLOOD-serv system. They have a deep understanding of the FLOOD-serv tools and are able to generate results from combining them in the appropriate way for a specific problem.

Facilitators are responsible for the results that FLOOD-serv generates and report them to the domain expert / analyst, who provide a full-fledged analysis to the decision maker.

**Communicators** are experts in social media usage and public relations. They support the decision maker in interacting with the public and have a deep understanding of the mechanisms of social and traditional media.

**Domain experts** can be internal or external. They have profound knowledge and experience in their domain, e.g. flooding.

**System administrators** have an important role in maintaining the FLOOD-serv service for their local municipality. While not using the system to produce results they maintain the user base (creating user accounts, resetting passwords, ...) and support the other roles in using the system.



### 5.1.2 Test Case - Add Communicator

Add Communicator	
<b>Test Type:</b>	Automated/Manual
<b>Status:</b>	Template
<b>Preconditions:</b>	<ul style="list-style-type: none"> <li>• PRE1 – Activated System Administrator</li> </ul>
<b>Steps to complete:</b>	<ol style="list-style-type: none"> <li>1. Sign in as system administrator.</li> <li>2. Click "ADMINISTRATION".</li> <li>3. Click "Add user".</li> <li>4. Enter               <ul style="list-style-type: none"> <li>○ Username</li> <li>○ First name</li> <li>○ Last name</li> <li>○ eMail</li> </ul> </li> <li>5. Select communicator role.</li> <li>6. Click "save".</li> </ol>
<b>Expected outcome:</b>	<ol style="list-style-type: none"> <li>1. Successful sign in</li> <li>2. User list is shown</li> <li>3. User creation page opens               <ul style="list-style-type: none"> <li>○ client name is displayed</li> </ul> </li> <li>4. -</li> <li>5. Selected role switches to the right side (selected).</li> <li>6. Creation page closes and the user list is shown; furthermore check whether the communicator is               <ul style="list-style-type: none"> <li>○ shown in the user list</li> <li>○ the activation sign is a red cross (means the user inactive)</li> <li>○ user is not locked</li> <li>○ username is shown</li> <li>○ first name is shown</li> <li>○ last name is shown</li> <li>○ email address is shown.</li> </ul> </li> </ol>

### 5.1.3 Results – Add Communicator

#### 5.1.3.1 Results Italian

##### Step 1

Registrati

Inserisci il tuo nome utente e la tua password per accedere

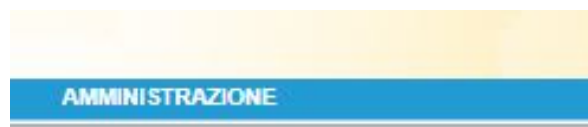
Nome utente: genovaadmin

Password: [masked]

Ricordati di me

Registrati

##### Step 2



### Mostra l'elenco degli utenti

Attivato	Stato di blocco	Nome utente	Nome	Cognome	e-mail	Ultimo accesso valido	Azioni
		genovaadmin	genov	admin	bernhard.anna@celient.at	2017-11-06 14:20	Modifica
		petergenova	Peter	somtagbauer	peter.somtagbauer@celient.at	2017-11-06 15:13	Modifica
		susanegenovat	Susanne	Somtagbauer	susanne.somtagbauer@advresolution.at		Modifica

Aggiungi un utente

Step 3

### Aggiungi un utente

Client: Genova

Nome utente:

Nome:  Cognome:

e-mail:

Role: Available Selected

Communicator  
Decision Maker  
Domain Expert  
eCitizen  
Facilitator

Dati personali

Sex:  Femmina  Maschio  Sconosciuto  Non impostato

Data di nascita:

Identificazione:

Identità:  Aggiungere l'identità di account del social media  
[social media account info Field]

Step 4 and Step 5

### Aggiungi un utente

Client: Genova

Nome utente:

Nome:  Cognome:

e-mail:

Role: Available Selected

Decision Maker  
Domain Expert  
eCitizen  
Facilitator  
Recruiter

Communicator

Dati personali

Sex:  Femmina  Maschio  Sconosciuto  Non impostato

Data di nascita:

Identificazione:

Identità:  Aggiungere l'identità di account del social media  
[social media account info Field]



Step 6

Mostra l'elenco degli utenti

Attivo	Stato di blocco	Nome utente	Nome	Cognome	e-mail	Ultimo accesso valido	Azioni
		Tommi	Susanne	Sonntagbauer	susanne.sonntagbauer@celent.at	2017-12-19 17:15	Modifica
		genovaadmin	genova	admin	bernard.omea@celent.at	2018-01-26 11:21	Modifica
		petrogenova	Peter	sonntagbauer	peter.sonntagbauer@celent.at	2018-01-26 11:21	Modifica
		susannecom	Susanne	Sonntagbauer	susanne.sonntagbauer@activesolution.at		Modifica
		susannecom2	Susanne	Sonntagbauer	susanne.sonntagbauer@activesolution.at		Modifica
		susannecomfac	Susanne	Sonntagbauer	susanne.sonntagbauer@activesolution.at		Modifica
		susannedm	Susanne	Sonntagbauer	susanne.sonntagbauer@celent.at	2017-12-22 16:24	Modifica
		susannefac	Susanne	Sonntagbauer	susanne.sonntagbauer@activesolution.at	2017-12-19 14:47	Modifica
		susannegenova1	Susanne	Sonntagbauer	susanne.sonntagbauer@activesolution.at		Modifica
		susanneom1	Susanne	Sonntagbauer	susanne.sonntagbauer@celent.at		Modifica

### 5.1.3.2 Results Portuguese

#### Step 1

**Entrar**

Digite seu nome de utilizador e palavra-passe para fazer login

Nome utilizador

palavra-passe

Lembrar

**Entrar**

#### Step 2

Você está na página inicial

#### Lista Utilizadores

Ativo	Estado Bloqueado	Utilizador	Primeiro nome	Último nome	Email	Último login bem-sucedido	Ações
		Susanne	Susanne	Sonntagbauer	susanne.sonntagbauer@celent.at	2018-01-03 14:29	<a href="#">Editar</a>
		farnalicaoadmin	Farnalicao	Admin	bernhard.ortner@celent.at	2018-01-26 15:26	<a href="#">Editar</a>
		peterfarnalicao	Peter	Sonntagbauer	peter.sonntagbauer@celent.at	2018-01-26 15:24	<a href="#">Editar</a>

Step 3

### Adicionar Utilizador

Cliente: Familiarcao

Utilizador:

Primeiro nome:  Último nome:

Email:

Funções: Available Selected

Available: Communicator, Decision Maker, Domain Expert, eCitizen, Facilitator

Selected:

### Dados pessoais

Género:  Feminina  Masculino  Desconhecido  indefinido

Data de Nascimento:

Identificação:

Identidades:  Adicionar conta na rede social  
[social media account info Field]

Step 4 and 5

### Adicionar Utilizador

Cliente: Familiarcao

Utilizador:

Primeiro nome:  Último nome:

Email:

Funções: Available Selected

Available: Decision Maker, Domain Expert, eCitizen, Facilitator, Recruiter

Selected: Communicator

### Dados pessoais

Género:  Feminina  Masculino  Desconhecido  indefinido

Data de Nascimento:

Identificação:

Identidades:  Adicionar conta na rede social  
[social media account info Field]

Step 6

Lista Utilizadores

Todos os utilizadores

Ativo	Estado bloqueado	Utilizador	Primeiro nome	Último nome	Email	Último login bem-sucedido	Ações
		famaliaoadmin	Famaliao	Admin	berhard-ortner@celent.at	2017-11-28 15:37	Editar
		peterfamaliao	Peter	Sonntagbauer	peter.sonntagbauer@celent.at	2017-11-28 15:16	Editar
		susannefamaliaocom	Susanne	Sonntagbauer	susanne.sonntagbauer@activesolution.at		Editar

Adicionar utilizador

### 5.1.3.3 Results Romanian

#### Step 1

## conectare

Introduceți numele de utilizator și parola pentru a vă conecta

Nume de utilizator

Parola

Amintește-ți de mine

#### Step 2

## ADMINISTRARE

### Afișați lista de utilizatori

activat	Starea de blocare	Nume de utilizator	Nume	Numele de familie	e-mail	Ultima conectare reușită	acțiuni
<input checked="" type="checkbox"/>		petertulcea	Peter	Sonntagbauer	peter.sonntagbauer@cellent.at	2017-10-21 23:32	Editați   *
<input checked="" type="checkbox"/>		tulceaadmin	Tulcea	Admin	bernhard-ortner@cellent.at	2017-11-19 10:47	Editați   *

Step 3

### Adăugați utilizator

Client Tulcea

Nume de utilizator

Nume  Numele de familie

e-mail

roluri Available Selected

Communicator  
Decision Maker  
Domain Expert  
eCitizen  
Facilitator

Gen  Femeie  masculin  necunoscut  nu este setat

Data de nastere

Identificare

identități  adăugați identitate de cont social media  
[social media account info Field]

Step 4 and 5

### Editați utilizatorul

Client Tulcea

Nume de utilizator susannetucea.com

Nume Susanne Numele de familie Sonntagbauer

e-mail susanne.sonntagbauer@activesoluty

activat

Starea de blocare

roluri Available Selected

Decision Maker  
Domain Expert  
eCitizen  
Facilitator  
Recruiter

Communicator

Gen  Femeie  masculin  necunoscut  nu este setat

Data de nastere

Identificare

identități  adăugați identitate de cont social media  
[social media account info Field]

Step 6

Afișați lista de utilizatori

[toți utilizatorii](#)

activat	Starea de blocare	Nume de utilizator	Nume	Numele de familie	e-mail	Ultima conectare reușită	acțiuni
		petertulcea	Peter	Somntagbauer	peter.somntagbauer@celent.at	2017-10-21 23:32	<a href="#">Editați</a>   ×
		susanretulcea.com	Susanne	Somntagbauer	susanne.somntagbauer@activesolution.at		<a href="#">Editați</a>   ×
		tulceaadmin	Tulcea	Admin	bernhard.ortsner@celent.at	2017-11-19 10:47	<a href="#">Editați</a>   ×

[<<](#) [<](#) [1](#) [>](#) [>>](#)

[Adăugați utilizator](#)

## 5.1.3.4 Results Slovakian

## Step 1

## Prihlásenie

Zadať užívateľské meno a heslo

Užívateľské meno

Heslo

Zapamätať

## Step 2

## Zobraziť užívateľov



Aktivované od	Stav uzamknutia	Užívateľské meno	Kristné meno	Priezvisko	email	Last Successful Login	Akcie
✓		Tomas2	Tomas	Koren	koren@exdwarf.com		editovať
✓		bratislavaadmin1	bratislavaadmin	admin	bratislavaadmin1@ff.com	2018-01-16 11:44	editovať
✓		ecibratislava	Susanne	Sonntagbauer	susanne.sonntagbauer@activesolution.at		editovať
✓		korentomas1	Tomas	Koren	koren@exdwarf.com	2017-12-05 14:01	editovať
✓		peterbratislava1	peterbratislava	ff	peterbratislava1@ff.com	2018-01-16 11:31	editovať



## Step 3

## Pridať používateľa

Klient Bratislava1

Užívateľské meno

Krstné meno  Priezvisko

email

role Možnosti Vybrané

Communicator  
 Decision Maker  
 Domain Expert  
 eCitizen  
 Facilitator

## Osobné dáta

pohlavie  ženské  mužské  neuvedené  nedefinované

dátum narodenia

identifikácia

Identity

[+ pridať účet/identitu sociálnych médií](#)

[social media account info Field].

Uložiť

Storno

## Step 4 and 5



## Náhľad užívateľa


Užívateľské meno BSK\_user

Krstné meno Katarína

Priezvisko Vargová

email Katarina.Vargova@region-bsk.sk

Aktivované od   [Poslať aktivačný email](#)

Stav uzamknutia  By admin bratislavaadmin on 2017-11-27 14:34:30

rola  Communicator

## Osobné dáta

pohlavie ženské

dátum narodenia

identifikácia

Identity

Facebook ID je číslo, ktoré nájdete cez <http://findmyfacebookid.com/> Twitter prihlasovacie meno je zároveň Twitter ID

Zamknúť užívateľa

Zmazať užívateľa

Upraviť

Naspäť

Step 6

Zobrazit' uživatel'ov

Všetci uživatelé | Iba overení uživatelé

Aktivované od	Stav uzamknutí	Uživatelské meno	Křestné meno	Přízvisko	email	Last Successful Login	Akcie
		BSK_user	Katarina	Vergova	Katarina.Vergova@region-bsk.sk		editovať
		bratislavaadmin1	bratislavaadmin	admin	bratislavaadmin1@ff.com	2017-12-05 12:09	editovať
		ecitbratislava	Susanne	Sonntagbauer	susanne.sonntagbauer@ectivesolution.at		editovať
		korentomas1	Tomas	Koren	koren@exdwarf.com	2017-11-27 15:44	editovať
		peterbratislava1	peterbratislava	ff	peterbratislava1@ff.com	2017-11-27 15:38	editovať

<< < 1 > >>

Přidat' uživateľa

### 5.1.3.5 Results Spanish

#### Step 1

## Iniciar sesión

Por favor, introduzca su usuario y contraseña para loguearse

Usuario

Contraseña

Recordarme

[Iniciar sesión](#)

#### Step 2

ADMINISTRACIÓN

## Estás en la página de inicio

### Mostrar lista de usuarios

[todos los usuarios](#)

Activado	Estado de bloqueo	Nombre de usuario	Nombre	Apellidos	email	Último inicio de sesión con éxito	Acciones
<input checked="" type="checkbox"/>		bilbaoadmin	Bilbao	Admin	bernhard-orner@celent.at	2017-11-24 12:34	<a href="#">editar</a>
<input checked="" type="checkbox"/>		peterbilbao	Peter	Sonntagbauer	peter.sonntagbauer@celent.at	2017-10-22 20:27	<a href="#">editar</a>

[Añadr usuario](#)

### Step 3

## Añadir usuario

Ciudad: Bilbao

Nombre de usuario:

Nombre:  Apellidos:

eMail:

Roles: Available Selected

Comunicador  
Decision Maker  
Domain Expert  
eCitizen  
Facilitator

## Información personal

Género:  Femenino  Masculino  desconocido  No definido

Fecha de nacimiento:

Identificación:

Identities:  [social media account info field]

### Step 4 and 5

## Ver usuario

Nombre de usuario: susannebilbao.com

Nombre: Susanne

Apellidos: Sonntagbauer

eMail: susanne.sonntagbauer@activesolution.at

Activado:

Estado de bloqueo:

Roles:  Comunicador

## Información personal

Género: Femenino

Fecha de nacimiento:

Identificación:

Identities:

Para Facebook el id es un número, puede encontrarlo, por ejemplo, via <http://findmyfacebookid.com/> y para twitter el id es el nombre de usuario

Step 6

Mostrar lista de usuarios

[todos los usuarios](#) [solo usuarios](#)

Aktivado	Estado de bloqueo	Nombre de usuario	Nombre	Apellidos	eMail	Último inicio de sesión con éxito	Acciones
		bilbaoadmin	Bilbao	Admin	berhard-orther@celent.at	2017-11-24 12:34	editar
		peterbilbao	Peter	Sonntagbauer	peter.sonntagbauer@celent.at	2017-10-22 20:27	editar
		susannebilbaocom	Susanne	Sonntagbauer	susanne.sonntagbauer@activetoluton.at		editar

[Añade usuario](#)

5.1.4 Test Case – Check email activation link

Check email notification link	
<b>Test Type:</b>	Automated/Manual
<b>Status:</b>	Template
<b>Preconditions:</b>	<ul style="list-style-type: none"> <li>• PRE 1 – activated System Administrator</li> <li>• PRE 2 – Activated Facilitator</li> <li>• System Operator already signed in</li> <li>• ADMINISTRATION section already opened</li> <li>• Username of the user to be activated is clicked</li> </ul>
<b>Steps to complete:</b>	<ol style="list-style-type: none"> <li>1. open user details page</li> <li>2. click the link „Send activation email“</li> </ol>
<b>Expected Outcome:</b>	<ol style="list-style-type: none"> <li>1. user details are shown – including the "Send activation email"</li> <li>2. email application opens a new email with               <ul style="list-style-type: none"> <li>○ subject: account activation</li> <li>○ and body:                   <p style="margin-left: 40px;">Dear <a href="#">first name</a>,</p> <p style="margin-left: 40px;">We created an account here: <a href="#">activation url</a></p> <p style="margin-left: 40px;">Once you did that you can log into the system here: <a href="#">login url</a></p> <p style="margin-left: 40px;">Yours sincerely</p> <p style="margin-left: 40px;">[name of the admin]</p> </li> </ul> </li> </ol>

### 4.2.2 Results – Check email activation link

#### 4.2.2.1 Results Italian

##### Step 1

### Visualizza gli utenti

Nome utente	susannecom
Nome	Susanne
Cognome	Sonntagbauer
e-mail	susanne.sonntagbauer@activesolution.at
Attivato	  Invia l'email di attivazione
Stato di blocco	
Ruoli	• Communicator

### Dati personali

Sesso	Femmina
Data di nascita	
Identificazione	
Identità	

Per facebook l'Id è un numero, puoi trovarlo ad esempio via <http://findmyfacebookid.com/> e per twitter l'Id è il nome utente twitter.

[Blocca l'utente](#) [Elimina l'utente](#)

[Modifica](#) [Indietro](#)

##### Step 2

- Email application opens a new mail with
  - Subject: Social Media account activation and
  - Text including activation link is created

### 5.1.4.1 Results Portuguese

#### Step 1



#### Step 2

- Email application opens a new mail with
  - Subject: Social Media account activation and
  - Text including activation link is created



### 5.1.4.2 Results Romanian

#### Step 1



#### Step 2

- Email application opens and a new mail with
  - Subject: social Media account activation and
  - Text including activation link is created

### 5.1.4.3 Results Slovakian

#### Step 1

## Náhľad užívateľa

Užívateľské meno BSK\_user

Krstné meno Katarína

Priezvisko Vargova

email [Katarina.Vargova@region-bsk.sk](mailto:Katarina.Vargova@region-bsk.sk)

Aktivované od   [Poslať aktivačný email](#)

Stav uzamknutia  By admin bratislavaadmin on 2017-11-27 14:34:30

rola [• Communicator](#)

## Osobné dáta

pohlavie ženské

dátum narodenia

identifikácia

Identity

Facebook ID je číslo, ktoré nájdete cez <http://findmyfacebookid.com/> Twitter prihlasovacie meno je zároveň Twitter ID

[Zamknúť užívateľa](#)

[Zmazať užívateľa](#)

[Upraviť](#)

[Naspäť](#)

#### Step 2:

- Email application opens a new mail with
  - Subject: Social Media account activation and
  - Text including activation link is created

#### 5.1.4.4 Results Spanish

##### Step 1

**Ver usuario**

Nombre de usuario: susannebilbao.com

Nombre: Susanne

Apellidos: Sonntagbauer

eMail: susanne.sonntagbauer@activesolutions.at

Activado: Enviar eMail de activación

Estado de bloqueo:

Roles: « Communicator

**Información personal**

Género: Femenino

Fecha de nacimiento:

Identificación:

Identidades:

Para Facebook si el id es un número, puede encontrarlo, por ejemplo, via <http://findmyfacebookid.com/> y para twitter si el id es el nombre de usuario

Bloquear usuario:

##### Step 2

- Email application opens a new mail with
  - Subject: Social Media account activation and
  - Text including activation link is created

5.1.6 Test Case - Add Facilitator

Add facilitator	
<b>Test Type:</b>	Automated/Manual
<b>Status:</b>	Template
<b>Preconditions:</b>	<ul style="list-style-type: none"> <li>• PRE 1 – Activated System Administrator</li> </ul>
<b>Steps to complete:</b>	<ol style="list-style-type: none"> <li>1. Sign in as system administrator.</li> <li>2. Click "ADMINISTRATION".</li> <li>3. Click "Add user".</li> <li>4. Enter               <ul style="list-style-type: none"> <li>○ Username</li> <li>○ First name</li> <li>○ Last name</li> <li>○ eMail.</li> </ul> </li> <li>5. Select facilitator role.</li> <li>6. Click "save".</li> <li>7. Open the users detail page by clicking the given username.</li> </ol>
<b>Expected outcome:</b>	<ol style="list-style-type: none"> <li>1. Successful sign in.</li> <li>2. Navigation tree on the left side is shown.</li> <li>3. User creation page opens               <ul style="list-style-type: none"> <li>○ client name is displayed</li> </ul> </li> <li>4. -</li> <li>5. Selected role switches to the right side (selected).</li> <li>6. Creation page closes and the user list is shown; furthermore check whether the facilitator is               <ul style="list-style-type: none"> <li>○ shown in the user list</li> <li>○ the activation sign is a red cross (means the user inactive)</li> <li>○ user is not locked</li> <li>○ username is shown</li> <li>○ first name is shown</li> <li>○ last name is shown</li> <li>○ email address is shown.</li> </ul> </li> <li>7. Check whether the selected role is displayed.</li> </ol>

5.1.1 Results – Add Facilitator

See results add communicator as the procedure is the same for all roles.

5.1.2 Test Case - Add Decision maker

Add decision maker	
<b>Test Type:</b>	Automated/Manual
<b>Status:</b>	Template
<b>Preconditions:</b>	<ul style="list-style-type: none"> <li>PRE 1 – Activated System Administrator</li> </ul>
<b>Steps to complete:</b>	<ol style="list-style-type: none"> <li>Sign in as system administrator.</li> <li>Click "ADMINISTRATION".</li> <li>Click "Add user".</li> <li>Enter               <ul style="list-style-type: none"> <li>Username</li> <li>First name</li> <li>Last name</li> <li>eMail.</li> </ul> </li> <li>Select decision maker role.</li> <li>Click "save".</li> <li>Open the users detail page by clicking the given username.</li> </ol>
<b>Expected outcome:</b>	<ol style="list-style-type: none"> <li>Successful sign in.</li> <li>Navigation tree on the left side is shown.</li> <li>User creation page opens               <ul style="list-style-type: none"> <li>client name is displayed</li> </ul> </li> <li>-</li> <li>Selected role switches to the right side (selected).</li> <li>Creation page closes and the user list is shown; furthermore check whether the facilitator is               <ul style="list-style-type: none"> <li>shown in the user list</li> <li>the activation sign is a red cross (means the user inactive)</li> <li>user is not locked</li> <li>username is shown</li> <li>first name is shown</li> <li>last name is shown</li> <li>email address is shown.</li> </ul> </li> <li>Check whether the selected role is displayed.</li> </ol>

5.1.3 Results – Add Decision maker

See results add communicator as the procedure is the same for all roles.

### 5.1.4 Test Case - Add domain expert

Add domain expert	
<b>Test Type:</b>	Automated/Manual
<b>Status:</b>	Template
<b>Preconditions:</b>	<ul style="list-style-type: none"> <li>PRE 1 – Activated System Administrator</li> </ul>
<b>Steps to complete:</b>	<ol style="list-style-type: none"> <li>15. Sign in as system administrator.</li> <li>16. Click “ADMINISTRATION”.</li> <li>17. Click "Add user".</li> <li>18. Enter               <ul style="list-style-type: none"> <li>○ Username</li> <li>○ First name</li> <li>○ Last name</li> <li>○ eMail.</li> </ul> </li> <li>19. Select domain expert role.</li> <li>20. Click “save”.</li> <li>21. Open the users detail page by clicking the given username.</li> </ol>
<b>Expected outcome:</b>	<ol style="list-style-type: none"> <li>15. Successful sign in.</li> <li>16. Navigation tree on the left side is shown.</li> <li>17. User creation page opens               <ul style="list-style-type: none"> <li>○ client name is displayed</li> </ul> </li> <li>18. -</li> <li>19. Selected role switches to the right side (selected).</li> <li>20. Creation page closes and the user list is shown; furthermore check whether the facilitator is               <ul style="list-style-type: none"> <li>○ shown in the user list</li> <li>○ the activation sign is a red cross (means the user inactive)</li> <li>○ user is not locked</li> <li>○ username is shown</li> <li>○ first name is shown</li> <li>○ last name is shown</li> <li>○ email address is shown.</li> </ul> </li> <li>21. Check whether the selected role is displayed.</li> </ol>

### 5.1.5 Results – Add Domain expert

See results add communicator as the procedure is the same for all roles.

**5.1.6 Test Case - Add user with more than one role**

Add user with more than one role	
<b>Test Type:</b>	Automated/Manual
<b>Status:</b>	Template
<b>Preconditions:</b>	<ul style="list-style-type: none"> <li>• PRE 1 – Activated System Administrator</li> </ul>
<b>Steps to complete:</b>	<ol style="list-style-type: none"> <li>1. Sign in as system administrator.</li> <li>2. Click "ADMINISTRATION".</li> <li>3. Click "Add user".</li> <li>4. Enter               <ul style="list-style-type: none"> <li>○ Username</li> <li>○ First name</li> <li>○ Last name</li> <li>○ eMail</li> </ul> </li> <li>5. Assign more than one role.</li> <li>6. Click "save"</li> <li>7. Open the users detail page by clicking the given username.</li> </ol>
<b>Expected outcome:</b>	<ol style="list-style-type: none"> <li>1. Successful sign in.</li> <li>2. Navigation tree on the left side is shown.</li> <li>3. User creation page opens               <ul style="list-style-type: none"> <li>○ client name is displayed</li> </ul> </li> <li>4. -</li> <li>5. Selected roles are switching to the right side (selected).</li> <li>6. Creation page closes and the user list is shown; furthermore check whether the user is               <ul style="list-style-type: none"> <li>○ shown in the user list</li> <li>○ the activation sign is a red cross (means the user inactive)</li> <li>○ user is not locked</li> <li>○ username is shown</li> <li>○ first name is shown</li> <li>○ last name is shown</li> <li>○ email address is shown.</li> </ul> </li> <li>7. Check whether the selected roles are displayed or not.</li> </ol>

**5.1.7 Results - Add user with more than one role**

See Results – Add communicator as the procedure is the same for all roles. In this specific case more roles can be added.

5.1.8 Test case – Delete User

Delete user	
<b>Test Type:</b>	Automated/Manual
<b>Status:</b>	Template
<b>Preconditions:</b>	<ul style="list-style-type: none"> <li>• PRE 1 – activated System Administrator</li> <li>• PRE 2 – Activated Facilitator</li> <li>• System Operator already signed in</li> <li>• ADMINISTRATION section already opened</li> <li>• User list is shown</li> </ul>
<b>Steps to complete:</b>	<ol style="list-style-type: none"> <li>1. Click username of the user to be deleted on the user list</li> <li>2. click “Delete user”</li> <li>3. click “yes” to be deleted</li> </ol>
<b>Expected Outcome:</b>	<ol style="list-style-type: none"> <li>1. Selected user is deleted from the user list</li> <li>2. The system asks if the user should be deleted</li> <li>3. The deleted user does no longer appear on the user list</li> </ol>



## 5.1.9 Results – Delete User

### 5.1.9.1 Results Italian

#### Step 1

**Visualizza gli utenti**

Nome utente: susannesim  
 Nome: Susanne  
 Cognome: Sonntagbauer  
 e-mail: susanne.sonntagbauer@activesolution.at  
 Attivato:  [Invia Email di attivazione](#)  
 Stato di blocco:   
 Ruoli: [+ Simulation Modeler](#)

**Dati personali**

Sesso: Femmina  
 Data di nascita:  
 Identificazione identità:  
Per facebook fit è un numero, puoi trovarlo ad esempio via <http://findmyfacebookid.com/> e per twitter fit è il nome utente twitter

[Blocca l'utente](#) [Elimina l'utente](#)





















[Modifica](#) [Indietro](#)

#### Step 2

Sei sicuro di voler eliminare questo utente?

[OK](#) [Cancel](#)

#### Step 3

Attivato	Stato di blocco	Nome utente	Nome	Cognome	e-mail	Ultimo accesso valido	Azioni
		tcomm	Susanne	Sonntagbauer	susanne.sonntagbauer@celent.at	2017-12-19 17:15	<a href="#">Modifica</a>
		genovaadmin	genova	admin	berhard-orner@celent.at	2018-01-16 12:05	<a href="#">Modifica</a>
		petergenova	Petar	sonntagbauer	peter.sonntagbauer@celent.at	2018-01-15 12:13	<a href="#">Modifica</a>
		susannecom	Susanne	Sonntagbauer	susanne.sonntagbauer@activesolution.at		<a href="#">Modifica</a>
		susannecom2	Susanne	Sonntagbauer	susanne.sonntagbauer@activesolution.at		<a href="#">Modifica</a>
		susanneconfac	Susanne	Sonntagbauer	susanne.sonntagbauer@activesolution.at		<a href="#">Modifica</a>
		susannedm	Susanne	Sonntagbauer	susanne.sonntagbauer@celent.at	2017-12-22 16:24	<a href="#">Modifica</a>
		susannefac	Susanne	Sonntagbauer	susanne.sonntagbauer@activesolution.at	2017-12-19 14:47	<a href="#">Modifica</a>
		susannegenova1	Susanne	Sonntagbauer	susanne.sonntagbauer@activesolution.at		<a href="#">Modifica</a>
		susannesim1	Susanne	Sonntagbauer	susanne.sonntagbauer@celent.at		<a href="#">Modifica</a>

[Aggiungi un utente](#)

### 5.1.9.2 Results Portuguese

#### Step 1

## Ver utilizador

Utilizador: susannefamaliaofac  
 Primeiro nome: Susanne  
 Último nome: Sonntagbauer  
 Email: susanne.sonntagbauer@activesolution.at  
 Ativo: PM-30-29 01:38:20  
 Estado bloqueado:   
 Funções: » Facilitator

## Dados pessoais

Género: Feminino  
 Data de Nascimento:  
 Identificação:  
 Identidades:

[bloquear utilizador](#) [Alterar a palavra passe](#) [apagar utilizador](#)

[Editar](#) [Anular](#)

#### Step 2

Deseja realmente apagar o utilizador?

OK

Cancel

#### Step 3

## Lista Utilizadores

Ativo	Estado bloqueado	Utilizador	Primeiro nome	Último nome	Email	Último login bem-sucedido	Ações
		famaliaadmin	Famaliao	Admin	berhard-orner@celient.at	2017-11-29 14:10	Editar
		peterfamaliao	Peter	Sonntagbauer	peter.sonntagbauer@celient.at	2017-11-28 15:16	Editar
		susannefamaliaocom	Susanne	Sonntagbauer	susanne.sonntagbauer@activesolution.at		Editar
		susannefamaliaocode	Susanne	Sonntagbauer	susanne.sonntagbauer@activesolution.at		Editar
		susannefamaliaoadm	Susanne	Sonntagbauer	susanne.sonntagbauer@activesolution.at		Editar
		susannefamaliaofac	Susanne	Sonntagbauer	susanne.sonntagbauer@activesolution.at		Editar
		susannefamaliaoemx	Susanne	Sonntagbauer	susanne.sonntagbauer@activesolution.at		Editar

Adicionar utilizador

### 5.1.9.3 Results Romanian

#### Step 1 and 2

Chiar vrei să ștergi acest utilizator?

OK
Cancel

### Vizualizați utilizatorul

Nume de utilizator **susannetulceatac**  
 Nume **Susanne**  
 Numele de familie **Sonntagbauer**  
 e-mail **susanne.sonntagbauer@activesolution.at**  
 activat ✔ AM-11-19 11: 23: 55  
 Starea de blocare 🔒  
 roluri **Facilitator**

### Date personale

Gen **Femeie**  
 Data de naștere  
 Identificare  
 identină

Pentru Facebook, id-ul este un număr. Înzuleți găsi, de ex. prin intermediul <http://findmyfacebookid.com/>, iar pentru twitter id-ul este Twitter nume\_proprietar.

[Blocați utilizatorul](#) [Reseteaza parola](#) [Ștergeți utilizatorul](#)

Editați
Înapoi

#### Step 3

### Afișați lista de utilizatori

toți utilizatorii

activat	Starea de blocare	Nume de utilizator	Nume	Numele de familie	e-mail	Ultima conectare reușită	acțiuni
✔	🔒	petertulcea	Peter	Sonntagbauer	peter.sonntagbauer@cellent.at	2017-10-21 23: 32	Editați   =
✔	🔒	susannetulceacom	Susanne	Sonntagbauer	susanne.sonntagbauer@activesolution.at		Editați   =
✔	🔒	susannetulceade	Susanne	Sonntagbauer	susanne.sonntagbauer@activesolution.at		Editați   =
✔	🔒	susannetulceadm	Susanne	Sonntagbauer	susanne.sonntagbauer@activesolution.at		Editați   =
✔	🔒	tulceadmin	Tulcea	Admin	bernhard-orlner@cellent.at	2017-11-19 10: 47	Editați   =

«
1
»

Adăugați utilizator

### 5.1.9.4 Results Slovakian

#### Step 1

#### Náhľad užívateľa

Užívateľské meno Susanne1  
 Krstné meno Susanne  
 Priezvisko Sonntagbauer  
 email susanne.sonntagbauer@activesolution.at  
 Aktivované od   Poslať aktivačný email  
 Stav uzamknutia   
 rola  Communicator

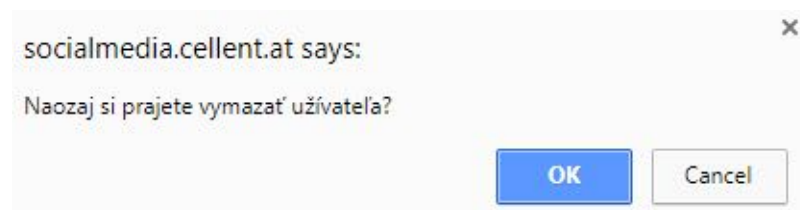
#### Osobné údaje

pohlavie ženské  
 dátum narodenia  
 identifikácia  
 identity  
 Facebook ID je číslo. Všet nájdete cez <http://findmyfacebookid.com/> Twitter priradené meno je zároveň Twitter ID

Zamknúť užívateľa Zmazať užívateľa











[Upraviť](#) [Naspať](#)

#### Step 2:



#### Step 3

#### Zobraziť užívateľov

Aktivované od	Stav uzamknutia	Užívateľské meno	Krstné meno	Priezvisko	email	Last Successful Login	Akcie
		Tomas2	Tomas	Koren	koren@exdwarf.com		<a href="#">editovať</a>
		bratislavaadmin1	bratislavaadmin	admin	bratislavaadmin1@ff.com	2018-01-16 12:11	<a href="#">editovať</a>
		ecibratislava	Susanne	Sonntagbauer	susanne.sonntagbauer@activesolution.at		<a href="#">editovať</a>
		korenTomas1	Tomas	Koren	koren@exdwarf.com	2017-12-05 14:01	<a href="#">editovať</a>
		peterbratislava1	peterbratislava	ff	peterbratislava1@ff.com	2018-01-16 11:31	<a href="#">editovať</a>

[Pridať užívateľa](#)

### 5.1.9.5 Results Spanish

#### Step 1

#### Ver usuario

Nombre de usuario: susannebilbaocomfac  
 Nombre: Susanne  
 Apellidos: Sonntagbauer  
 eMail: susanne.sonntagbauer@activesolution.at  
 Activado: 24-11-2017 13:18:18  
 Estado de bloqueo:

#### Información personal

Género: Femenino  
 Fecha de nacimiento:  
 Identificación:  
 Identidades:

Para Facebook el id es un número, puede encontrarlo, por ejemplo, via <http://findmyfacebookid.com/> y para twitter el id es el nombre de usuario

[Bloquear usuario](#) [Restablecer contraseña](#) [Eliminar usuario](#)

[Editar](#) [Atrás](#)

#### Step 2

¿De verdad quiere eliminar este usuario?

[OK](#) [Cancel](#)

#### Step 3

#### Mostrar lista de usuarios

[Todos los usuarios](#) [solo usuarios](#)

Activado	Estado de bloqueo	Nombre de usuario	Nombre	Apellidos	eMail	Último inicio de sesión con éxito	Acciones
		bilbaoadmin	Bilbao	Admin	bernhard-otner@celent.at	2017-11-24 13:21	editar
		peterbilbao	Peter	Sonntagbauer	peter.sonntagbauer@celent.at	2017-10-22 20:27	editar
		susannebilbaocom	Susanne	Sonntagbauer	susanne.sonntagbauer@activesolution.at		editar
		susannebilbaode	Susanne	Sonntagbauer	susanne.sonntagbauer@activesolution.at		editar
		susannebilbaodm	Susanne	Sonntagbauer	susanne.sonntagbauer@activesolution.at		editar
		susannebilbaofac	Susanne	Sonntagbauer	susanne.sonntagbauer@activesolution.at		editar

[Añadir usuario](#)

**5.1.10 Test Case – Error notifications “User credentials”**

Error notifications (User credentials)	
<b>Test Type:</b>	Automated/Manual
<b>Status:</b>	Template
<b>Preconditions:</b>	<ul style="list-style-type: none"> <li>• PRE 1 - Activated System Administrator</li> <li>• system administrator already signed in</li> <li>• User list is shown</li> </ul>
<b>Steps to Complete:</b>	<ol style="list-style-type: none"> <li>1. click “Add user”</li> <li>2. click “save”</li> </ol>
<b>Expected Outcome:</b>	<ol style="list-style-type: none"> <li>1. Add user template is shown</li> <li>2. following notification errors are shown               <ol style="list-style-type: none"> <li>a. Username required</li> <li>b. First name required</li> <li>c. Last name required</li> <li>d. eMail required</li> </ol> </li> </ol>

### 5.1.11 Results – Error notification “User credentials”

#### 5.1.11.1 Results Italian

##### Step 1

### Aggiungi un utente

Client Genova

Nome utente

Nome  Cognome

e-mail

Ruoli Available Selected

Communicator  
Decision Maker  
Domain Expert  
eCitizen  
Facilitator

### Dati personali

Sesso  Femmina  Maschio  Sconosciuto  Non impostato

Data di nascita

Identificazione

Identità  Aggiungere l'identità di account del social media  
(social media account info Field)

##### Step 2

### Aggiungi un utente

Nome utente richiesto

Nome richiesto

Cognome richiesto

e-mail richiesto

Client Genova

Nome utente

Nome  Cognome

e-mail

Ruoli Available Selected

Communicator  
Decision Maker  
Domain Expert  
eCitizen  
Facilitator

### Dati personali

Sesso  Femmina  Maschio  Sconosciuto  Non impostato

Data di nascita

Identificazione

Identità  Aggiungere l'identità di account del social media  
(social media account info Field)



### 5.1.11.2 Results Portuguese

#### Step 1

#### Adicionar Utilizador

Ciente: Familiar  
Utilizador:   
Primeiro nome:  Último nome:   
Email:   
Funções: Available Selected  
Available: Communicator, Decision Maker, Domain Expert, eCitizen, Facilitator  
Selected:

#### Dados pessoais

Género:  Feminino  Masculino  Desconhecido  indefinido  
Data de Nascimento:   
Identificação:   
Identities:   
[social media account info Field]

#### Step 2

#### Adicionar Utilizador

Utilizador obrigatória  
Primeiro nome obrigatória  
Último nome obrigatória  
Email obrigatória

Ciente: Familiar  
Utilizador:  \*  
Primeiro nome:  \* Último nome:  \*  
Email:  \*  
Funções: Available Selected  
Available: Communicator, Decision Maker, Domain Expert, eCitizen, Facilitator  
Selected:

#### Dados pessoais

Género:  Feminino  Masculino  Desconhecido  indefinido  
Data de Nascimento:   
Identificação:   
Identities:   
[social media account info Field]



### 5.1.11.3 Results Romanian

#### Step 1

#### Adăugați utilizator

Client Tulcea

Numele de utilizator

Nume  Numele de familie

e-mail

roluri Available Selected

Comunicator  
 Decision Maker  
 Domain Expert  
 eCitizen  
 Facilitator

#### Date personale

Gen  Femeie  masculin  necunoscut  nu este setat

Data de nastere

Identificare

identități  [social media account info Field]

#### Step 2

#### Adăugați utilizator

Numele de utilizator necesară

Nume necesară

Numele de familie necesară

e-mail necesară

Client Tulcea

Numele de utilizator

Nume  Numele de familie

e-mail

roluri Available Selected

Comunicator  
 Decision Maker  
 Domain Expert  
 eCitizen  
 Facilitator

#### Date personale

Gen  Femeie  masculin  necunoscut  nu este setat

Data de nastere

Identificare

identități  [social media account info Field]

### 5.1.11.4 Results Slovakian

#### Step 1

#### Pridať používateľa

Klient Bratislava1

Užívateľské meno

Krstné meno  Priezvisko

email

role Možnosti Vybrané

Communicator  
Decision Maker  
Domain Expert  
eCitizen  
Facilitator

#### Step 2:

#### Pridať používateľa

Užívateľské meno required

Krstné meno required

Priezvisko required

email required

Klient Bratislava1

Užívateľské meno  \*

Krstné meno  \* Priezvisko  \*

email  \*

role Možnosti Vybrané

Communicator  
Decision Maker  
Domain Expert  
eCitizen  
Facilitator

### 5.1.11.5 Results Spanish

#### Step 1

## Añadir usuario

Cuenta: Bilbao

Nombre de usuario:

Nombre:  Apellidos:

eMail:

Roles: Available Selected

Communicator  
Decision Maker  
Domain Expert  
eCitizen  
Facilitator

## Información personal

Género:  Femenino  Masculino  desconocido  No definido

Fecha de nacimiento:

Identificación:

Identities: [añadir identidad de cuenta de red social](#)  
[social media account info Field]

#### Step 2

## Añadir usuario

Nombre de usuario requerido

Nombre requerido

Apellidos requerido

eMail requerido

Cuenta: Bilbao

Nombre de usuario:

Nombre:  Apellidos:

eMail:

Roles: Available Selected

Communicator  
Decision Maker  
Domain Expert  
eCitizen  
Facilitator

## Información personal

Género:  Femenino  Masculino  desconocido  No definido

Fecha de nacimiento:

Identificación:

Identities: [añadir identidad de cuenta de red social](#)  
[social media account info Field]

5.1.12 Test Case – Error notification “Missing role”

Error notification “missing role”	
<b>Test Type:</b>	Automated/Manual
<b>Status:</b>	Template
<b>Preconditions:</b>	<ul style="list-style-type: none"> <li>• PRE 1 - Activated System Administrator</li> <li>• system administrator already signed in</li> <li>• Add user dialog already opened</li> </ul>
<b>Steps to complete:</b>	<ol style="list-style-type: none"> <li>1. fill out following input fields               <ul style="list-style-type: none"> <li>○ Username</li> <li>○ First name</li> <li>○ Last name</li> <li>○ eMail</li> </ul> </li> <li>2. click save</li> </ol>
<b>Expected outcome:</b>	<ol style="list-style-type: none"> <li>1. -</li> <li>2. following notification error is shown               <ul style="list-style-type: none"> <li>○ Missing role</li> </ul> </li> </ol>

### 5.1.12.1 Results Italian

#### Step 1

## Aggiungi un utente

Client Genova

Nome utente

Nome  Cognome

e-mail

Ruoli Available Selected

Facilitator  
 Recruiter  
 Simulation Modeler  
 Trusted User  
 eCitizen

### Dati personali

Sesso  Femmina  Maschio  Sconosciuto  Non impostato

Data di nascita

Identificazione

Identità  Aggiungere l'identità di account del social media  
(social media account info Field)

#### Step 2

## Aggiungi un utente

**Mancano i ruoli**

Client Genova

Nome utente

Nome  Cognome

e-mail

Ruoli Available Selected

Communicator  
 Decision Maker  
 Domain Expert  
 eCitizen  
 Facilitator

### Dati personali

Sesso  Femmina  Maschio  Sconosciuto  Non impostato

Data di nascita

Identificazione

Identità  Aggiungere l'identità di account del social media  
(social media account info Field)

### 5.1.12.2 Results Portuguese

#### Step 1

## Adicionar Utilizador

Ciente Familiarçao

Utilizador

Primeiro nome

Email

Funções Available Selected

Communicator  
Decision Maker  
Domain Expert  
eCitizen  
Facilitator

### Dados pessoais

Género  Feminino  Masculino  Desconhecido  indefinido

Data de Nascimento

Identificação

Identities  [social media account info Field]

#### Step 2

## Adicionar Utilizador

**Estão faltando funções!**

Ciente Familiarçao

Utilizador susannefamiliarçao@i.t

Primeiro nome Susanne Último nome Sonntagbauer

Email susanne.sonntagbauer@activesolut

Funções Available Selected

Communicator  
Decision Maker  
Domain Expert  
eCitizen  
Facilitator

### Dados pessoais

Género  Feminino  Masculino  Desconhecido  indefinido

Data de Nascimento

Identificação

Identities  [social media account info Field]

### 5.1.12.3 Results Romanian

#### Step 1

#### Adăugați utilizator

Clienț Tulcea

Nume de utilizator

Nume  Numele de familie

e-mail

roluri Available Selected

Comunicator  
 Decision Maker  
 Domain Expert  
 eCitizen  
 Facilitator

#### Date personale

Gen  Femeie  masculin  necunoscut  nu este setat

Data de naștere

Identificare

identități  adăugați identitate de cont social media  
(social media account info Field)

#### Step 2

#### Adăugați utilizator

**Rolurile lipsesc!**

Clienț Tulcea

Nume de utilizator

Nume  Numele de familie

e-mail

roluri Available Selected

Comunicator  
 Decision Maker  
 Domain Expert  
 eCitizen  
 Facilitator

#### Date personale

Gen  Femeie  masculin  necunoscut  nu este setat

Data de naștere

Identificare

identități  adăugați identitate de cont social media  
(social media account info Field)



### 5.1.12.4 Results Slovakian

#### Step 1

## Pridať používateľa

Klient Bratislava1

Užívateľské meno

Krstné meno  Priezvisko

email

role Možnosti Vybrané

Communicator

Decision Maker

Domain Expert

eCitizen

Facilitator

### Osobné údaje

pohlavie  ženské  mužské  neuvedené  nedefinované

dátum narodenia

identifikácia

Identity + pridat' účet/identitu sociálnych médií

[social media account info Field].

#### Step 2

## Pridať používateľa

Role chýbajú!

Klient Bratislava1

Užívateľské meno

Krstné meno  Priezvisko

email

role Možnosti Vybrané

Communicator

Decision Maker

Domain Expert

eCitizen

Facilitator

### Osobné údaje

pohlavie  ženské  mužské  neuvedené  nedefinované

dátum narodenia

identifikácia

Identity + pridat' účet/identitu sociálnych médií

[social media account info Field].



### 5.1.12.5 Results Spanish

#### Step 1

## Adăugați utilizator

Clieni Tulcea

Nume de utilizator

Nume  Numele de familie

e-mail

roluri Available Selected

Comunicator  
 Decision Maker  
 Domain Expert  
 eCitizen  
 Facilitator

### Date personale

Gen  Femeie  masculin  necunoscut  nu este setat

Data de nastere

Identificare

identități  [social media account info Field]

#### Step 2

## Añadir usuario

Clients Bilbao

Nombre de usuario

Nombre  Apellidos

eMail

Roles Available Selected

Comunicator  
 Decision Maker  
 Domain Expert  
 eCitizen  
 Facilitator

### Información personal

Género  Femenino  Masculino  desconocido  No definido

Fecha de nacimiento

Identificación

Identidades  [social media account info Field]

5.1.13 Test Case – Username too short

Username too short	
<b>Test Type:</b>	Automated/Manual
<b>Status:</b>	Template
<b>Preconditions:</b>	<ul style="list-style-type: none"> <li>• Activated System Administrator</li> <li>• system administrator already signed in</li> <li>• Add user dialog already opened</li> </ul>
<b>Steps to complete:</b>	<ol style="list-style-type: none"> <li>1. fill out following input fields               <ul style="list-style-type: none"> <li>○ Username with length &lt; 5</li> <li>○ First name</li> <li>○ Last name</li> <li>○ eMail</li> </ul> </li> <li>2. click save</li> </ol>
<b>Expected outcome:</b>	<ol style="list-style-type: none"> <li>1. -</li> <li>2. following notification error is shown               <ul style="list-style-type: none"> <li>○ 'Username' is shorter than the minimum of 5 characters.</li> </ul> </li> </ol>

### 5.1.14 Results – Username too short

#### 5.1.14.1 Results Italian

Step 1 and 2

## Aggiungi un utente

Client	Genova		
Nome utente	<input type="text" value="geno"/>		
Nome	<input type="text" value="Susanne"/>	Cognome	<input type="text" value="Sonntagbauer"/>
e-mail	<input type="text" value="susanne.sonntagbauer@activesoluti"/>		
Ruoli	Available	Selected	
	<input type="checkbox"/> Communicator <input type="checkbox"/> Decision Maker <input type="checkbox"/> eCitizen <input type="checkbox"/> Facilitator <input type="checkbox"/> Recruiter	<input checked="" type="checkbox"/>	<input type="checkbox"/> Domain Expert

## Dati personali

Sesso  Femmina  Maschio  Sconosciuto  Non impostato

Data di nascita

Identificazione

Identità  **Aggiungere l'identità di account del social media**  
[social media account info Field]

The error notification “Please lengthen this text to 5 characters or more (you are currently using ..... characters) appears on the screen.

### 5.1.14.2 Results Portuguese

#### Step 1 and 2

## Adicionar Utilizador

Ciente: Famíliao

Utilizador:

Primeiro nome:  Último nome:

Email:

Funções: Available Selected

Communicator  
 Domain Expert  
 eCitizen  
 Facilitator  
 Recruiter

Decision Maker

### Dados pessoais

Género:  Feminino  Masculino  Desconhecido  indefinido

Data de Nascimento:

Identificação:

Identities:

[social media account info Field]

The error notification “Please lengthen this text to 5 characters or more (you are currently using ..... characters appears on the screen.

### 5.1.14.3 Results Romanian

#### Step 1 and 2

## Adăugați utilizator

Client: Tulcea

Nume de utilizator:

Nume:  Numele de familie:

e-mail:

roluri: Available Selected

eCitizen  
 Facilitator  
 Recruiter  
 Simulation Modeler  
 Trusted User

Comunicator

### Date personale

Gen:  Femeie  masculin  necunoscut  nu este setat

Data de nastere:

identificare identitate:

adăugați identitate de cont social media  
[social media account info Field]

The error notification “Please lengthen this text to 5 characters or more (you are currently using “x” characters appears on the screen.

### 5.1.14.4 Results Slovakian

#### Step 1 and 2

## Pridat' pouzivatela

Klient	Bratislava1		
Uzivatel'ské meno	<input type="text" value="To"/>		
Krstné meno	<input type="text" value="Tomas"/>	Priezvisko	<input type="text" value="koren"/>
email	<input type="text" value="koren@exdwarf.com"/>		
role	Možnosti	Vybrané	
	<ul style="list-style-type: none"><li>Communicator</li><li>Domain Expert</li><li>eCitizen</li><li>Facilitator</li><li>Recruiter</li></ul>	<ul style="list-style-type: none"><li>Decision Maker</li></ul>	

## Osobné dáta

pohlavie  ženské  mužské  neuvedené  nedefinované

dátum narodenia

identifikácia

Identity [+ pridat' účet/identitu sociálnych médií](#)

[social media account info Field].

The error notification "Please lengthen this text to 5 characters or more (you are currently using "x" characters appears on the screen.

### 5.1.14.5 Results Spanish

#### Step 1 and 2

## Añadir usuario

Ciudad: Bilbao

Nombre de usuario: bibl

Nombre: Susanne Apellidos: Sonntagbauer

eMail: susanne.sonntagbauer@activesolub

Roles: Available Selected

Domain Expert  
eCitizen  
Facilitator  
Recruiter  
Trusted User

Simulation Modeler

## Información personal

Género:  Femenino  Masculino  desconocido  No definido

Fecha de nacimiento:

Identificación:

Identidades: [añadir identidad de cuenta de red social](#)

[social media account info Field]

The error notification “Please lengthen this text to 5 characters or more (you are currently using “x” characters) appears on the screen.

5.1.15 Test Case – Locking User

Locking User	
<b>Test Type:</b>	Automated/Manual
<b>Status:</b>	Template
<b>Preconditions:</b>	<ul style="list-style-type: none"> <li>• PRE 1 – Activated System Administrator</li> <li>• system administrator already signed in</li> <li>• User list is shown</li> </ul>
<b>Steps to complete:</b>	<ol style="list-style-type: none"> <li>1. Click username of the user to be locked</li> <li>2. click “Lock user”</li> <li>3. click “ok”</li> </ol>
<b>Expected outcome:</b>	<ol style="list-style-type: none"> <li>1. View user template of the user who should be locked is shown</li> <li>2. The system asks if the user should be locked</li> <li>3. View user template shows “locked” sign (locker)</li> </ol>



## 5.1.16 Results – Locking User

### 5.1.16.1 Results Italian

#### Step 1

#### Visualizza gli utenti

Nome utente susannecom  
Nome Susanne  
Cognome Sonntagbauer  
e-mail susanne.sonntagbauer@activesolution.at  
Attivato  2017-11-09 15:53:14  
Stato di blocco   
Ruoli  Comunicator

#### Dati personali

Sesso Femmina  
Data di nascita  
Identificazione  
Identità

Per facebook l'id è un numero, puoi trovarlo ad esempio via <http://findmyfacebookid.com/> e per twitter l'id è il nome utente twitter.

Blocca l'utente · [Resetta la password](#) · [Elimina l'utente](#)

[Modifica](#) [Indietro](#)

#### Step 2




Sei sicuro di voler bloccare l'utente?

OK

Cancel

#### Step 3

#### Visualizza gli utenti

Nome utente susannecom  
Nome Susanne  
Cognome Sonntagbauer  
e-mail susanne.sonntagbauer@activesolution.at  
Attivato  2017-11-09 15:53:14  
Stato di blocco  Da admin genova a 2017-12-22 15:09:41  
Ruoli  Comunicator

#### Dati personali

Sesso Femmina  
Data di nascita  
Identificazione  
Identità

Per facebook l'id è un numero, puoi trovarlo ad esempio via <http://findmyfacebookid.com/> e per twitter l'id è il nome utente twitter.

[Sblocca l'utente](#) · [Elimina l'utente](#)

[Modifica](#) [Indietro](#)

### 5.1.16.2 Results Portuguese

#### Step 1

##### Ver utilizador

Utilizador susannefamalicaoac  
Primeiro nome Susanne  
Último nome Sonntagbauer  
Email susanne.sonntagbauer@activesolutions.at  
Ativo  PM-07-29 02:07:26  
Estado bloqueado   
Funções  Facilitador

##### Dados pessoais

Género Feminino  
Data de Nascimento  
Identificação  
Identidades

bloquear utilizador Alterar a palavra-passe apagar utilizador

[Editar](#) [Anular](#)

#### Step 2

Deseja realmente bloquear o utilizador?

OK

Cancel

#### Step 3

##### Ver utilizador

Utilizador susannefamalicaoac  
Primeiro nome Susanne  
Último nome Sonntagbauer  
Email susanne.sonntagbauer@activesolutions.at  
Ativo  PM-07-29 02:07:26  
Estado bloqueado  Por Admin Famalicao em PM-08-29 02:40:32  
Funções  Facilitador

##### Dados pessoais

Género Feminino  
Data de Nascimento  
Identificação  
Identidades


desbloquear utilizador apagar utilizador

[Editar](#) [Anular](#)

### 5.1.16.3 Results Romanian

#### Step 1

## Vizualizați utilizatorul

Nume de utilizator susannetuceadm  
Nume Susanne  
Numele de familie Sonntagbauer  
e-mail susanne.sonntagbauer@activesolution.at  
activat  AM-11-19 11: 21: 45  
Starea de blocare   
roluri  Decision Maker

### Date personale

Gen Femeie  
Data de nastere  
Identificare  
identităț

Pentru Facebook, id-ul este un număr; îl puteți găsi, de ex. prin intermediul <http://findmyfacebookid.com/>, iar pentru twitter id-ul este Twitter nume\_proprietar.

[Blocați utilizatorul](#) [Reseteaza parola](#) [Ștergeți utilizatorul](#)

[Editați](#) [Înapoi](#)

#### Step 2



## Vizualizați utilizatorul

Nume de utilizator susannetuceadm  
Nume Susanne  
Numele de familie Sonntagbauer  
e-mail susanne.sonntagbauer@activesolution.at  
activat  AM-11-19 11: 21: 45  
Starea de blocare   
roluri  Decision Maker

### Date personale

Gen Femeie  
Data de nastere  
Identificare  
identităț

Pentru Facebook, id-ul este un număr; îl puteți găsi, de ex. prin intermediul <http://findmyfacebookid.com/>, iar pentru twitter id-ul este Twitter nume\_proprietar.

[Blocați utilizatorul](#) [Reseteaza parola](#) [Ștergeți utilizatorul](#)

[Editați](#) [Înapoi](#)

### Step 3

#### Vizualizați utilizatorul

Nume de utilizator susannefulcoedm

Nume Susanne

Numele de familie Sonntagbauer

e-mail susanne.sonntagbauer@activesolution.at

activat  AM-11-19 11: 21: 45

Starea de blocare  Cu Admin Tulcea pe PM-11-19 17: 41: 09

roluri  Decision Maker

#### Date personale

Gen Femeie

Data de nastere

identificare

identități

Pentru Facebook, el-ul este un număr. îl puteți găsi, de ex. prin intermediul <http://findmyfacebookid.com/>, iar pentru Twitter el-ul este Twitter nume\_proprietar

Deblocați utilizatorul

Ștergeți utilizatorul

[Editați](#) | [Inapoi](#)

### 5.1.16.4 Results Slovakian

#### Step 1

## Náhľad užívateľa

Užívateľské meno korentomas1  
Krstné meno Tomas  
Priezvisko Koren  
email koren@exdwarf.com  
Aktivované od  2017-11-27 14:53:02  
Stav uzamknutia  By admin bratislavaadmin on 2017-11-27 14:46:24  
rola  Facilitator

### Osobné údaje

pohlavie nedefinované  
dátum narodenia  
identifikácia  
Identity

Facebook ID je číslo, ktoré nájdete cez <http://findmyfacebookid.com/> Twitter prihlasovacie meno je zároveň Twitter ID

[Zamknúť užívateľa](#) [Zmazať heslo](#) [Zmazať užívateľa](#)

[Upraviť](#) [Naspäť](#)

#### Step 2:


Naozaj si prajete uzamknúť užívateľa?

OK

Cancel

#### Step 3

## Náhľad užívateľa

Užívateľské meno korentomas1  
Krstné meno Tomas  
Priezvisko Koren  
email koren@exdwarf.com  
Aktivované od  2017-11-27 14:53:02  
Stav uzamknutia  By admin bratislavaadmin on 2017-12-05 13:32:51  
rola  Facilitator

### Osobné údaje

pohlavie nedefinované  
dátum narodenia  
identifikácia  
Identity

Facebook ID je číslo, ktoré nájdete cez <http://findmyfacebookid.com/> Twitter prihlasovacie meno je zároveň Twitter ID

[Odomknúť užívateľa](#) [Zmazať užívateľa](#)

[Upraviť](#) [Naspäť](#)

### 5.1.16.5 Results Spanish

#### Step 1

##### Ver usuario

Nombre de usuario: **usannebilbaode**  
Nombre: **Susanne**  
Apellidos: **Sonntagbauer**  
eMail: **susanne.sonntagbauer@activesolution.at**  
Activado:  24-11-2017 13:19:19  
Estado de bloqueo:   
Roles: **Domain Expert**

##### Información personal

Género: **Femenino**  
Fecha de nacimiento:  
Identificación:  
Identidades:

Para Facebook el id es un número, puede encontrarlo, por ejemplo, via <http://findmyfacebookid.com/> y para twitter el id es el nombre de usuario

[Bloquear usuario](#) [Restablecer contraseña](#) [Eliminar usuario](#)

[Editar](#) [Atrás](#)

#### Step 2

¿De verdad quiere bloquear al usuario?

OK

Cancel

#### Step 3

##### Ver usuario

Nombre de usuario: **usannebilbaode**  
Nombre: **Susanne**  
Apellidos: **Sonntagbauer**  
eMail: **susanne.sonntagbauer@activesolution.at**  
Activado:  24-11-2017 13:19:19  
Estado de bloqueo:  por Admin Bilbao en 24-11-2017 13:50:04  
Roles: **Domain Expert**

##### Información personal

Género: **Femenino**  
Fecha de nacimiento:  
Identificación:  
Identidades:

Para Facebook el id es un número, puede encontrarlo, por ejemplo, via <http://findmyfacebookid.com/> y para twitter el id es el nombre de usuario

[Desbloquear usuario](#) [Eliminar usuario](#)

[Editar](#) [Atrás](#)

### 5.1.17 Test Case – Cancel locking user



Cancel locking User	
<b>Test Type:</b>	Automated/Manual
<b>Status:</b>	Template
<b>Preconditions:</b>	<ul style="list-style-type: none"><li>• PRE 1 – Activated System Administrator</li><li>• system administrator already signed in</li><li>• User list is shown</li></ul>
<b>Steps to complete:</b>	<ol style="list-style-type: none"><li>1. Click username of the user to be unlocked</li><li>2. click “unlock user”</li></ol>
<b>Expected outcome:</b>	<ol style="list-style-type: none"><li>1. View user template of the user who should be locked is shown</li><li>2. View user template shows “unlocked locker” and “activated user”</li></ol>

## 5.1.18 Results – Cancel Locking User

### 5.1.18.1 Results Italian

#### Step 1

#### Visualizza gli utenti

Nome utente	susannecom
Nome	Susanne
Cognome	Sonntagbauer
e-mail	susanne.sonntagbauer@activesolution.at
Attivato	 2017-11-09 15:53:14
Stato di blocco	 Da admin genova a 2017-12-22 15:09:41
Ruoli	• Communicator

#### Dati personali

Sesso	Femmina
Data di nascita	
Identificazione	
Identità	



Per facebook l'Id è un numero, puoi trovarlo ad esempio via <http://findmyfacebookid.com/> e per twitter l'Id è il nome utente twitter.

Sblocca l'utente   Elimina l'utente

[Modifica](#)   [Indietro](#)

#### Step 2

#### Visualizza gli utenti

Nome utente	susannecom
Nome	Susanne
Cognome	Sonntagbauer
e-mail	susanne.sonntagbauer@activesolution.at
Attivato	 2017-11-09 15:53:14
Stato di blocco	 Da admin genova a 2017-12-22 15:13:27
Ruoli	• Communicator

#### Dati personali

Sesso	Femmina
Data di nascita	
Identificazione	
Identità	

Per facebook l'Id è un numero, puoi trovarlo ad esempio via <http://findmyfacebookid.com/> e per twitter l'Id è il nome utente twitter.

Blocca l'utente   [Resetta la password](#)   [Elimina l'utente](#)

[Modifica](#)   [Indietro](#)



### 5.1.18.2 Results Portuguese

#### Step 1

## Ver utilizador

Utilizador	susannefamaliaoofac
Primeiro nome	Susanne
Último nome	Sonntagbauer
Email	susanne.sonntagbauer@activesolution.at
Ativo	 PM-07-29 02:07:26
Estado bloqueado	 Por Admin Famaliao em PM-40-29 02:40:32
Funções	• Facilitator

### Dados pessoais

Género	Feminino
Data de Nascimento	
Identificação	
Identicidades	

[desbloquear utilizador](#) [apagar utilizador](#)

[Editar](#) [Anular](#)

#### Step 2

## Ver utilizador

Utilizador	susannefamaliaoofac
Primeiro nome	Susanne
Último nome	Sonntagbauer
Email	susanne.sonntagbauer@activesolution.at
Ativo	 PM-07-29 02:07:26
Estado bloqueado	 Por Admin Famaliao em PM-42-29 02:42:41
Funções	• Facilitator

### Dados pessoais

Género	Feminino
Data de Nascimento	
Identificação	
Identicidades	

[bloquear utilizador](#) [Alterar a palavra-passe](#) [apagar utilizador](#)

[Editar](#) [Anular](#)

### 5.1.18.3 Results Romanian

#### Step 1

## Vizualizați utilizatorul

Nume de utilizator susannetulceaadm

Nume Susanne

Numele de familie Sonntagbauer

e-mail susanne.sonntagbauer@activesolution.at

activat  AM-11-19 11: 21: 45

Starea de blocare  Cu Admin Tulcea pe PM-11-19 17: 41: 09

roluri  Decision Maker

### Date personale

Gen Femeie

Data de naștere

identificare

identităț

Pentru Facebook, id-ul este un număr. îl puteți găsi, de ex. prin intermediul <http://findmyfacebookid.com/>, iar pentru twitter id-ul este Twitter nume\_proprietar

Deblocați utilizatorul

Ștergeți utilizatorul

[Editați](#) 

[Înapoi](#)

#### Step 2

## Vizualizați utilizatorul

Nume de utilizator susannetulceaadm

Nume Susanne

Numele de familie Sonntagbauer

e-mail susanne.sonntagbauer@activesolution.at

activat  AM-11-19 11: 21: 45

Starea de blocare  Cu Admin Tulcea pe PM-11-19 17: 53: 39

roluri  Decision Maker

### Date personale

Gen Femeie

Data de naștere

identificare

identităț

Pentru Facebook, id-ul este un număr. îl puteți găsi, de ex. prin intermediul <http://findmyfacebookid.com/>, iar pentru twitter id-ul este Twitter nume\_proprietar

Blocați utilizatorul

Reseteaza parola

Ștergeți utilizatorul

[Editați](#) 

[Înapoi](#)

### 5.1.18.4 Results Slovakian

#### Step 1:

## Náhľad užívateľa

Užívateľské meno korentomas1

Krstné meno Tomas

Priezvisko Koren

email [koren@exdwarf.com](mailto:koren@exdwarf.com)

Aktivované od  2017-11-27 14:53:02

Stav uzamknutia  By admin bratislavaadmin on 2017-12-05 13:32:51

rola • Facilitator

## Osobné dáta

pohlavie nedefinované

dátum narodenia

identifikácia

Identity

Facebook ID je číslo, ktoré nájdete cez <http://findmyfacebookid.com/> Twitter prihlasovacie meno je zároveň Twitter ID

[Odomknúť užívateľa](#)

[Zmazať užívateľa](#)

[Upraviť](#)

[Naspäť](#)

#### Step 2:

## Náhľad užívateľa

Užívateľské meno korentomas1

Krstné meno Tomas

Priezvisko Koren

email [koren@exdwarf.com](mailto:koren@exdwarf.com)

Aktivované od  2017-11-27 14:53:02

Stav uzamknutia  By admin bratislavaadmin on 2017-12-05 13:34:34

rola • Facilitator

## Osobné dáta

pohlavie nedefinované

dátum narodenia

identifikácia

Identity

Facebook ID je číslo, ktoré nájdete cez <http://findmyfacebookid.com/> Twitter prihlasovacie meno je zároveň Twitter ID

[Zamknúť užívateľa](#)

[Zmazať heslo](#)

[Zmazať užívateľa](#)

[Upraviť](#)

[Naspäť](#)

### 5.1.18.5 Results Spanish

#### Step 1

##### Ver usuario

Nombre de usuario **susannebilbaode**  
Nombre **Susanne**  
Apellidos **Sonntagbauer**  
eMail **susanne.sonntagbauer@activesolution.at**  
Activado  24-11-2017 13:19:19  
Estado de bloqueo  por Admin Bilbao en 24-11-2017 13:50:04  
Roles **Domain Expert**

##### Información personal

Género **Femenino**  
Fecha de nacimiento  
Identificación  
Identidades  
Para Facebook el id es un número, puede encontrarlo, por ejemplo, via <http://findmyfacebookid.com/> y para twitter el id es el nombre de usuario

[Desbloquear usuario](#) [Eliminar usuario](#)

[Editar](#) [Atrás](#)

#### Step 2

##### Ver usuario

Nombre de usuario **susannebilbaode**  
Nombre **Susanne**  
Apellidos **Sonntagbauer**  
eMail **susanne.sonntagbauer@activesolution.at**  
Activado  24-11-2017 13:19:19  
Estado de bloqueo  por Admin Bilbao en 24-11-2017 13:53:16  
Roles **Domain Expert**

##### Información personal

Género **Femenino**  
Fecha de nacimiento  
Identificación  
Identidades  
Para Facebook el id es un número, puede encontrarlo, por ejemplo, via <http://findmyfacebookid.com/> y para twitter el id es el nombre de usuario

[Bloquear usuario](#) [Restablecer contraseña](#) [Eliminar usuario](#)

[Editar](#) [Atrás](#)

## 5.1.19 Test Case - User list verification



User list verification	
<b>Test Type:</b>	Automated/Manual
<b>Status:</b>	Template
<b>Preconditions:</b>	<ul style="list-style-type: none"> <li>• PRE 3 - Activated user</li> <li>• PRE 4 - Inactive user</li> <li>• PRE 5 - locked user</li> <li>• system administrator already signed in</li> <li>• User list already shown</li> </ul>
<b>Steps to complete:</b>	<ol style="list-style-type: none"> <li>1. click username of an active user</li> <li>2. click username of an inactive user</li> <li>3. click username of a locked user</li> </ol>
<b>Expected outcome:</b>	<ol style="list-style-type: none"> <li>1. active user is shown; furthermore check whether the <ul style="list-style-type: none"> <li>○ the activation sign is a green check mark (means the user active)</li> <li>○ user is not locked</li> <li>○ username is shown</li> <li>○ first name is shown</li> <li>○ last name is shown</li> <li>○ email address is shown</li> <li>○ userrole is shown</li> <li>○ personal data are shown</li> </ul> </li> <li>2. inactive user is shown; furthermore check whether <ul style="list-style-type: none"> <li>○ the activation sign is a red cross (means the user inactive)</li> <li>○ status of the user is shown (locked or unlocked) which is demonstrated by a locker (a red locked locker for a locked user or an open locker for an unlocked user)</li> <li>○ username is shown</li> <li>○ first name is shown</li> <li>○ last name is shown</li> <li>○ email address is shown</li> <li>○ userrole is shown</li> <li>○ personal data are shown</li> </ul> </li> <li>3. locked user is shown; furthermore check whether <ul style="list-style-type: none"> <li>○ the activation sign is a green check mark (means the user is not activated)</li> <li>○ the locked sign is a red locker</li> <li>○ username is shown</li> <li>○ first name is shown</li> <li>○ last name is shown</li> <li>○ email address is shown</li> <li>○ userrole is shown</li> <li>○ personal data are shown</li> </ul> </li> </ol>

## 5.1.20 Results - User list verification

### 5.1.20.1 Results Italian

#### Step 1

## Visualizza gli utenti

Nome utente	petergenova
Nome	Peter
Cognome	sonntagbauer
e-mail	peter.sonntagbauer@cellent.it
Attivato	 2017-04-28 14:03:55
Stato di blocco	
Ruoli	<ul style="list-style-type: none"><li>• Communicator</li><li>• Decision Maker</li><li>• Domain Expert</li><li>• Facilitator</li><li>• Recruiter</li><li>• Simulation Modeler</li></ul>

## Dati personali

Sesso Non impostato

Data di nascita

Identificazione

Identità

Per facebook l'ID è un numero, puoi trovarlo ad esempio via [http://findmyfacebookid.com/](#) e per twitter l'ID è il nome utente twitter

[Blocca l'utente](#) [Resetta la password](#) [Elimina l'utente](#)

[Modifica](#)

[Indietro](#)

Step 2

## Visualizza gli utenti

Nome utente susanneim1  
Nome Susanne  
Cognome Sonntagbauer  
e-mail susanne.sonntagbauer@cellent.at  
Attivato   invia l'email di attivazione  
Stato di blocco   
Ruoli  Simulatori Modeller

### Dati personali

Sesso Femmina  
Data di nascita  
Identificazione  
Identità  
Per facebook fid è un numero, puoi trovarlo ad esempio via <http://findmyfacebookid.com/> e per twitter fid è il nome utente twitter.

Blocca l'utente Elimina l'utente

[Modifica](#) [Indietro](#)

Step 3

## Visualizza gli utenti

Nome utente susannecom  
Nome Susanna  
Cognome Sonntagbauer  
e-mail susanne.sonntagbauer@activesolution.at  
Attivato  2017-11-09 15:53:14  
Stato di blocco  Da admin genova a 2017-12-22 16:38:41  
Ruoli  Communicator

### Dati personali

Sesso Femmina  
Data di nascita  
Identificazione  
Identità  
Per facebook fid è un numero, puoi trovarlo ad esempio via <http://findmyfacebookid.com/> e per twitter fid è il nome utente twitter.



Sblocca l'utente Elimina l'utente

[Modifica](#) [Indietro](#)

### 5.1.20.2 Results Portuguese

#### Step 1

## Ver utilizador

Utilizador	susannefamaliaoofac
Primeiro nome	Susanne
Último nome	Sonntagbauer
Email	susanne.sonntagbauer@activesolution.at
Ativo	 PM-07-29 02:07:26
Estado bloqueado	 Por Admin Famaliao em PM-42-29 02:42:41
Funções	• Facilitator

## Dados pessoais

Género Feminino

Data de Nascimento

Identificação

identidades

[bloquear utilizador](#) [Alterar a palavra passe](#) [apagar utilizador](#)

[Editar](#) [Anular](#)



Step 2

## Ver utilizador




Utilizador susannefamaliaocom  
Primeiro nome Susanne  
Último nome Sonntagbauer  
Email susanne.sonntagbauer@activesolution.at  
Ativo   Enviar email de ativação  
Estado bloqueado   
Funções  Communicator

## Dados pessoais

Género Feminino  
Data de Nascimento  
Identificação  
Identities  
bloquear utilizador [apagar utilizador](#)  
[Editar](#) [Anular](#)

Step 3

## Ver utilizador

Utilizador susannefamaliaofac  
Primeiro nome Susanne  
Último nome Sonntagbauer  
Email susanne.sonntagbauer@activesolution.at  
Ativo  PM-07-29 02:07:26  
Estado bloqueado  Por Admin Famalicao em PM-06-29 02:46:27  
Funções  Facilitator

## Dados pessoais

Género Feminino  
Data de Nascimento  
Identificação  
Identities  
desbloquear utilizador [apagar utilizador](#)  
[Editar](#) [Anular](#)

### 5.1.20.3 Results Romanian

#### Step 1

## Vizualizați utilizatorul

Nume de utilizator susannetulceade

Nume Susanne

Numele de familie Sonntagbauer

e-mail susanne.sonntagbauer@activesolution.at

activat  AM-11-19 11: 22: 24

Starea de blocare 

roluri  Decision Maker

### Date personale

Gen  Female

Data de naștere

Identificare

identităț

Pentru Facebook, id-ul este un număr. T poți găsi, de ex. prin intermediul <http://findmyfacebookid.com/>, iar pentru twitter id-ul este Twitter nume\_organizatie

Blocați utilizatorul [Reseteaza parola](#) [Ștergeți utilizatorul](#)

[Editați](#)  [Înapoi](#)

#### Step 2

## Vizualizați utilizatorul

Nume de utilizator susannefaci

Nume Susanne

Numele de familie Sonntagbauer

e-mail susanne.sonntagbauer@activesolution.at

activat   Trimiteți e-mail de activare

Starea de blocare 

roluri  Facilitator

### Date personale

Gen  Female

Data de naștere

Identificare

identităț

Pentru Facebook, id-ul este un număr. T poți găsi, de ex. prin intermediul <http://findmyfacebookid.com/>, iar pentru twitter id-ul este Twitter nume\_organizatie

Blocați utilizatorul [Ștergeți utilizatorul](#)

[Editați](#)  [Înapoi](#)

Step 3

## Vizualizați utilizatorul

Nume de utilizator susannefaci

Nume Susanne

Numele de familie Sonntagbauer

e-mail susanne.sonntagbauer@activesolution.at

activat   Trimiteți e-mail de activare

Starea de blocare  Cu Admin Tulcea pe PM-11-19 18:33:46

roluri  Facilitator

### Date personale

Gen Femeie

Data de naștere

Identificare

identități

Pentru Facebook: id-ul este un număr; îl puteți găsi, de ex. prin intermediul <http://findmyfacebookid.com/>, iar pentru twitter id-ul este Twitter: nume\_proprietar

Deblocați utilizatorul Ștergeți utilizatorul

[Editați](#)  [Înapoi](#)

### 5.1.20.4 Results Slovakian

#### Step 1:

## Náhľad užívateľa

Užívateľské meno korentomas1

Krstné meno Tomas

Priezvisko Koren

email [koren@exdwarf.com](mailto:koren@exdwarf.com)

Aktivované od  2017-11-27 14:53:02

Stav uzamknutia  By admin bratislavaadmin on 2017-12-05 13:34:34

rola • Facilitator

### Osobné dáta

pohlavie nedefinované

dátum narodenia

identifikácia

Identity

Facebook ID je číslo, ktoré nájdete cez <http://findmyfacebookid.com/> Twitter prihlasovacie meno je zároveň Twitter ID

[Zamknúť užívateľa](#) [Zmazať heslo](#) [Zmazať užívateľa](#)

[Upraviť](#)

[Naspäť](#)

#### Step 2:

## Náhľad užívateľa

Užívateľské meno Tomas2

Krstné meno Tomas

Priezvisko Koren

email [koren@exdwarf.com](mailto:koren@exdwarf.com)

Aktivované od 

 [Poslať aktivačný email](#)

Stav uzamknutia 

rola • Communicator

### Osobné dáta

pohlavie nedefinované

dátum narodenia

identifikácia

Identity

Facebook ID je číslo, ktoré nájdete cez <http://findmyfacebookid.com/> Twitter prihlasovacie meno je zároveň Twitter ID

[Zamknúť užívateľa](#) [Zmazať užívateľa](#)

[Upraviť](#)

[Naspäť](#)

**Step 3:**

## Náhľad užívateľa

Užívateľské meno korentomas1

Krstné meno Tomas

Priezvisko Koren

email [koren@exdwarf.com](mailto:koren@exdwarf.com)

Aktivované od  2017-11-27 14:53:02

Stav uzamknutia  By admin bratislavaadmin on 2017-12-05 13:32:51

rola  Facilitator

## Osobné dáta

pohlavie nedefinované

dátum narodenia

identifikácia

Identity

Facebook ID je číslo, ktoré nájdete cez <http://findmyfacebookid.com/> Twitter prihlasovacie meno je zároveň Twitter ID

[Odomknúť užívateľa](#) [Zmazať užívateľa](#)

[Upraviť](#)

[Naspäť](#)

### 5.1.20.5 Results Spanish

#### Step 1

## Ver usuario

Nombre de usuario `usannebilbaoe`

Nombre Susanne  
Apellidos Sonntagbauer  
eMail `susanne.sonntagbauer@activesolution.at`  
Activado  24-11-2017 13:19:19  
Estado de bloqueo  por Admin Bilbao en 24-11-2017 13:53:16  
Roles  Domain Expert

### Información personal

Género Femenino  
Fecha de nacimiento  
Identificación  
Identidades

Para Facebook el id es un número, puede encontrarlo, por ejemplo, via <http://findmyfacebookid.com/> y para twitter el id es el nombre de usuario

[Bloquear usuario](#) [Restablecer contraseña](#) [Eliminar usuario](#)

[Editar](#) [Atrás](#)

#### Step 2

## Ver usuario

Nombre de usuario `usannebilbaoe`

Nombre Susanne  
Apellidos Sonntagbauer  
eMail `susanne.sonntagbauer@activesolution.at`  
Activado  [Enviar eMail de activación](#)  
Estado de bloqueo   
Roles  Recruiter

### Información personal

Género Femenino  
Fecha de nacimiento  
Identificación  
Identidades

Para Facebook el id es un número, puede encontrarlo, por ejemplo, via <http://findmyfacebookid.com/> y para twitter el id es el nombre de usuario

[Bloquear usuario](#) [Eliminar usuario](#)

[Editar](#) [Atrás](#)

### Step 3

## Ver usuario

Nombre de usuario `usannebilbaoe`

Nombre Susanne

Apellidos Sonntagbauer

eMail `usanne.sonntagbauer@activesolution.at`

Activado  24-11-2017 13:19:19

Estado de bloqueo  por Admin Bilbao en 24-11-2017 14:07:46

Roles 

- Domain Expert

## Información personal

Género Femenino

Fecha de nacimiento

Identificación

Identidades

Para Facebook el id es un número, puede encontrarlo, por ejemplo, via <http://findmyfacebookid.com/> y para twitter el id es el nombre de usuario.

Desbloquear usuario

Eliminar usuario

[Editar](#) [Atrás](#)

5.1.21 Test Case - Reset password of user

Reset password of user	
<b>Test Type:</b>	Automated/Manual
<b>Status:</b>	Template
<b>Preconditions:</b>	<ul style="list-style-type: none"> <li>• PRE 1 - Activated System Administrator</li> <li>• PRE 3 - Activated User</li> <li>• system administrator already signed in</li> <li>• administration section already opened</li> <li>• user list already opened</li> </ul>
<b>Steps to complete:</b>	<ol style="list-style-type: none"> <li>1. open user detail page (for the user whose password should be reset) by clicking on the username in the user list</li> <li>2. click "Reset password"</li> <li>3. confirm dialog with OK</li> <li>4. click "send password reset email"</li> </ol>
<b>Expected outcome:</b>	<ol style="list-style-type: none"> <li>1. user detail page is shown</li> <li>2. dialog with notification "Do you really want to reset the password" is shown</li> <li>3. detail page is shown and activation state switches to inactive (red cross is shown)</li> <li>4. email application opens a new mail with:               <ul style="list-style-type: none"> <li>○ Subject: reset password</li> <li>○ And body:</li> <li>○ Dear <u>first name</u>,</li> <li>Yours sincerely</li> <li>(name of admin)</li> </ul> </li> </ol>



## 5.1.22 Results - Reset password of user

### 5.1.22.1 Results Italian

#### Step 1

**Visualizza gli utenti**

Nome utente	susannecom
Nome	Susanne
Cognome	Sonntagbauer
e-mail	susanne.sonntagbauer@activesolution.at
Attivato	✓ 2017-11-09 15:53:14
Stato di blocco	🔒 Da admin genova a 2017-12-22 16:44:23
Ruoli	• Communicator

**Dati personali**

Sexo: Femmina

Data di nascita:

Identificazione identità:

Per facebook fid è un numero, puoi trovarlo ad esempio via <http://findmyfacebookid.com/> e per twitter fid è il nome utente twitter.

[Blocca l'utente](#) [Resetta la password](#) [Elimina l'utente](#)

[Modifica](#) [Indietro](#)

#### Step 2

Sei sicuro di voler reimpostare la password?

[OK](#) [Cancel](#)

### Step 3

The screenshot shows a user profile page with the following details:

- Nome utente:** susannecom
- Nome:** Susanna
- Cognome:** Sonntagbauer
- e-mail:** susanne.sonntagbauer@activesolution.at
- Attivato:** 2017-12-22 16:46:01 (with a 'Invia la password di ripristino della password' link)
- Stato di blocco:** Da admin genova a 2017-12-22 16:44:23
- Ruoli:** « Communicator

**Dati personali**

- Sesso:** Femmina
- Data di nascita:**
- Identificazione identità:** Per facebook fid è un numero, puoi trovarlo ad esempio via <http://findmyfacebookid.com/> e per twitter fid è il nome utente twitter

Buttons: **Blocca l'utente**, **Elimina l'utente**, **Modifica**, **Indietro**


### Step 4

- email application opens a new mail with:
  - Subject: reset password
  - And body:
    - Dear first name,
    - Yours sincerely
    - (name of admin)

### 5.1.22.2 Results Portuguese

#### Step 1

##### Ver usuario

Nombre de usuario: **susannefamicaosim**  
Nombre: **Susanne**  
Apellidos: **Sonntagbauer**  
eMail: **susanne.sonntagbauer@activesolution.at**  
Activado:  29-11-2017 14:59:28  
Estado de bloqueo:   
Roles: **Simulation Modeler**

##### Información personal

Género: **Femenino**  
Fecha de nacimiento:  
Identificación:  
Identidades:  
Para Facebook el id es un número, puede encontrarlo, por ejemplo, via <http://findmyfacebookid.com/> y para twitter el id es el nombre de usuario

[Bloquear usuario](#) [Restablecer contraseña](#) [Eliminar usuario](#)

[Editar](#) [Atrás](#)

#### Step 2

¿De verdad quiere resetear la contraseña?

#### Step 3

##### Ver usuario

Nombre de usuario: **susannefamicaosim**  
Nombre: **Susanne**  
Apellidos: **Sonntagbauer**  
eMail: **susanne.sonntagbauer@activesolution.at**  
Activado:  29-11-2017 15:10:01  [Enviar eMail de reestablecimiento de contraseña](#)  
Estado de bloqueo:   
Roles: **Simulation Modeler**

##### Información personal

Género: **Femenino**  
Fecha de nacimiento:  
Identificación:  
Identidades:  
Para Facebook el id es un número, puede encontrarlo, por ejemplo, via <http://findmyfacebookid.com/> y para twitter el id es el nombre de usuario

[Bloquear usuario](#) [Eliminar usuario](#)

[Editar](#) [Atrás](#)

#### **Step 4**

- email application opens a new mail with:
  - Subject: reset password
  - And body:
  - Dear first name,  
Yours sincerely  
(name of admin)

### 5.1.22.3 Results Romanian

#### Step 1

## Vizualizați utilizatorul

Nume de utilizator susanne@tulceaadm  
Nume Susanne  
Numele de familie Sonntagbauer  
e-mail susanne.sonntagbauer@activesolution.at  
activat  AM-11-19 11: 21: 45  
Starea de blocare  Cu Admin Tulcea pe PM-11-19 17: 53: 39  
roluri  Decision Maker

### Date personale

Gen Femeie  
Data de nastere  
Identificare  
identităț

Pentru Facebook, id-ul este un număr; îl puteți găsi, de ex. prin intermediul <http://findmyfacebookid.com/>, iar pentru twitter id-ul este Twitter nume\_proprietar.

[Blocați utilizatorul](#) [Reseteaza parola](#) [Ștergeți utilizatorul](#)

[Editați](#) [Înapoi](#)

#### Step 2



## Vizualizați utilizatorul

Nume de utilizator susanne@tulceaadm  
Nume Susanne  
Numele de familie Sonntagbauer  
e-mail susanne.sonntagbauer@activesolution.at  
activat  AM-11-19 11: 21: 45  
Starea de blocare  Cu Admin Tulcea pe PM-11-19 17: 53: 39  
roluri  Decision Maker

### Date personale

Gen Femeie  
Data de nastere  
Identificare  
identităț

Pentru Facebook, id-ul este un număr; îl puteți găsi, de ex. prin intermediul <http://findmyfacebookid.com/>, iar pentru twitter id-ul este Twitter nume\_proprietar.

[Blocați utilizatorul](#) [Reseteaza parola](#) [Ștergeți utilizatorul](#)

[Editați](#) [Înapoi](#)

### Step 3



#### Vizualizați utilizatorul

Nume de utilizator susannetulceadm

Nume Susanne

Numele de familie Sonntagbauer

e-mail susanne.sonntagbauer@activesolution.at

activat  PM-11-19 18: 59: 31  Trimiteți e-mail pentru resetarea parolei

Starea de blocare  Cu Admin Tulcea pe PM-11-19 17: 53: 39

roluri  Decision Maker

#### Date personale

Gen Femeie

Data de naștere

Identificare

identităț

Pentru Facebook, id-ul este un număr. îl puteți găsi, de ex. prin intermediul <http://findmyfacebookid.com/>, iar pentru twitter id-ul este Twitter nume\_proprietar

Elocați utilizatorul  Ștergeți utilizatorul

[Editați](#)  [Înapoi](#)

### Step 4

- email application opens a new mail with:
    - Subject: reset password
    - And body:
      - Dear first name,
- Yours sincerely  
(name of admin)

### 5.1.22.4 Results Slovakian

#### Step 1

## Náhľad užívateľa

Užívateľské meno korentomas1

Krstné meno Tomas

Príezvisko Koren

email koren@exdwarf.com

Aktivované od  2017-11-27 14:53:02

Stav uzamknutia  By admin bratislavaadmin on 2017-12-05 13:34:34

rola  Facilitator

## Osobné dáta

pohlavie nedefinované

dátum narodenia

identifikácia

Identity

Facebook ID je číslo, ktoré nájdete cez <http://findmyfacebookid.com/> Twitter prihlasovacie meno je zároveň Twitter ID

Zamknúť užívateľa Zmazať heslo Zmazať užívateľa

[Upraviť](#)

[Naspäť](#)

#### Step 2:

socialmedia.cellent.at says:

Naozaj si prajete resetovať heslo?

Cancel

OK

### Step 3

## Náhľad užívateľa

Užívateľské meno korentomas1

Krstné meno Tomas

Priezvisko Koren

email koren@exdwarf.com

Aktivované od  2017-12-05 13:43:36

 [Poslať email na obnovu hesla](#)

Stav uzamknutia  By admin bratislavaadmin on 2017-12-05 13:34:34

rola [Facilitator](#)

## Osobné údaje

pohlavie nedefinované

dátum narodenia

identifikácia

Identity

Facebook ID je číslo, ktoré nájdete cez <http://findmyfacebookid.com/> Twitter prihlasovacie meno je zároveň Twitter ID

[Zamknúť užívateľa](#)

[Zmazať užívateľa](#)

[Upraviť](#)

[Naspäť](#)

### Step 4:

- email application opens a new mail with:
    - Subject: reset password
    - And body:
    - Dear first name,
- Yours sincerely  
(name of admin)



### 5.1.22.5 Results Spanish

#### Step 1

##### Ver usuario

Nombre de usuario [susannebilbaode](#)  
Nombre Susanne  
Apellidos Sonntagbauer  
eMail [susanne.sonnatgbauer@activesolution.at](mailto:susanne.sonnatgbauer@activesolution.at)  
Activado  24-11-2017 13:19:19  
Estado de bloqueo  por Admin Bilbao en 24-11-2017 14:08:14  
Roles  Domain Expert

##### Información personal

Género Femenino  
Fecha de nacimiento  
Identificación  
Identidades

Para Facebook el id es un número, puede encontrarlo, por ejemplo, via <https://findmyfacebookid.com/> y para twitter el id es el nombre de usuario

[Bloquear usuario](#) [Restablecer contraseña](#) [Eliminar usuario](#)

[Editar](#) [Abrir](#)

#### Step 2

¿De verdad quiere resetear la contraseña?

OK

Cancel

#### Step 3

##### Ver usuario

Nombre de usuario [susannebilbaode](#)  
Nombre Susanne  
Apellidos Sonntagbauer  
eMail [susanne.sonnatgbauer@activesolution.at](mailto:susanne.sonnatgbauer@activesolution.at)  
Activado  24-11-2017 14:21:56  [Enviar eMail de restablecimiento de contraseña](#)  
Estado de bloqueo  por Admin Bilbao en 24-11-2017 14:08:14  
Roles  Domain Expert

##### Información personal

Género Femenino  
Fecha de nacimiento  
Identificación  
Identidades

Para Facebook el id es un número, puede encontrarlo, por ejemplo, via <https://findmyfacebookid.com/> y para twitter el id es el nombre de usuario

[Bloquear usuario](#) [Eliminar usuario](#)

[Editar](#) [Abrir](#)

#### **Step 4**

- email application opens a new mail with:
  - Subject: reset password
  - And body:
  - Dear first name,  
Yours sincerely  
(name of admin)

**5.1.23 Test Case - Activate user with valid password**

Activate user with valid password	
<b>Test Type:</b>	Automated/Manual
<b>Status:</b>	Template
<b>Preconditions:</b>	<ul style="list-style-type: none"> <li>• PRE 1 - Activated System Administrator</li> <li>• Logged in as System Administrator</li> <li>• PRE 4 - Inactive User</li> <li>• View User Page</li> <li>• Reset email has been already set</li> </ul>
<b>Steps to Complete:</b>	<ol style="list-style-type: none"> <li>1. click on the activation link</li> <li>2. enter a new valid password</li> <li>3. confirm &lt;a new valid password&gt;</li> <li>4. click "save"</li> </ol>
<b>Expected Outcome:</b>	<ol style="list-style-type: none"> <li>1. mail client opens with activation link</li> <li>2. -</li> <li>3. -</li> <li>4. user is activated</li> </ol>

## 5.1.24 Results - Activate user with valid password

### 5.1.24.1 Results Italian

#### Step 1

**Attiva l'utente**

Ciao Susanne Sonntagbauer,  
Inserisci la tua password due volte per attivare il tuo account

Nuova Password

Conferma la nuova password

**Salva**

#### Step 2 –

#### Step 3-

#### Step 4

**Visualizza gli utenti**

Nome utente	susannecom
Nome	Susanne
Cognome	Sonntagbauer
e-mail	susanne.sonntagbauer@activesolution.at
Attivato	✓ 2017-12-22 16:54:54
Stato di blocco	🔒 Da admin genova a 2017-12-22 16:44:23
Ruoli	• Communicator

**Dati personali**

Sexo: Femmina

Data di nascita:

Identificazione:

Identità:

Per facebook fid è un numero, puoi trovarlo ad esempio via <http://findmyfacebookid.com/> e per twitter fid è il nome utente twitter.

Blocca l'utente   Resetta la password   Elimina l'utente

**Modifica**   **Indietro**

### 5.1.24.2 Results Portuguese

#### Step 1

## Ativar utilizador

Olá Susanne Sonntagbauer,

Digite sua palavra-passe duas vezes para ativar sua conta

Nova palavra-passe

Confirmar nova palavra-passe

[Salvar](#)

#### Step 2 -

#### Step 3 -

#### Step 4

## Ver utilizador

Utilizador	susannefamaliaofac
Primeiro nome	Susanne
Último nome	Sonntagbauer
Email	susanne.sonntagbauer@activesolution.at
Ativo	✓ 2017-11-29 02:07:26
Estado bloqueado	🚫 Por Admin Famalicao em 2017-11-29 02:53:59
Funções	• Facilitator

### Dados pessoais

Gênero Feminino

Data de Nascimento

Identificação

Identidades

[Bloquear utilizador](#) [Alterar a palavra-passe](#) [Apegar utilizador](#)

[Editar](#) [Anular](#)

### 5.1.24.3 Results Romanian

#### Step 1

---

## Activați utilizatorul

Bună ziua Susanne Sonntagbauer,

Introduceți parola de două ori pentru a vă activa contul

Parolă Nouă

Confirma noua parola

[Salvați](#)

#### Step 2

## Vizualizați utilizatorul

Nume de utilizator susannetulceadm

Nume Susanne

Numele de familie Sonntagbauer

e-mail susanne.sonntagbauer@activesolution.at

activat  PM-11-19 19: 25: 41

Starea de blocare  Cu Admin Tulcea pe PM-11-19 17: 53: 30

roluri  Decision Maker

### Date personale

Gen  Femeie

Data de naștere

Identificare

identități

Pentru Facebook, id-ul este un număr. îl puteți găsi, de ex. prin intermediul <http://findmyfacebookid.com/>. Iar pentru twitter id-ul este Twitter nume\_proprietar.

[Blocați utilizatorul](#) [Reseteaza parola](#) [Ștergeți utilizatorul](#)

[Editați](#) [Înapoi](#)

#### 5.1.24.4 Results Slovakian

##### Step 1

## Aktivovať užívateľa

Hello Tomas Koren,

Pre aktiváciu účtu prosím zadajte dva krát svoje heslo

Nové heslo

Potvrdiť nové heslo

Uložiť

##### Step 2

##### Step 3 –

##### Step 4

## Náhľad užívateľa

Užívateľské meno	Tomas2
Krstné meno	Tomas
Priezvisko	Koren
email	koren@exdwarf.com
Aktivované od	✓ 2017-12-05 13:56:09
Stav uzamknutia	🔒
rola	• Communicator

### Osobné údaje

pohlavie      nedefinované  
dátum narodenia  
identifikácia  
Identity

Facebook ID je číslo, ktoré nájdete cez <http://findmyfacebookid.com/> Twitter prihlasovacie meno je zároveň Twitter ID

[Zamknúť užívateľa](#) [Zmazať heslo](#) [Zmazať užívateľa](#)

Upraviť

Naspäť

### 5.1.24.5 Results Spanish

#### Step 1

## Activar usuario

Hola Susanne Sonntagbauer,

Por favor, introduzca su contraseña dos veces para activar la cuenta

Contraseña nueva

Confirmar contraseña

Guardar

#### Step 2 -

#### Step 3 -

#### Step 4

## Ver datos de la cuenta

Nombre de usuario susannebilbaode

Nombre Susanne

Apellidos Sonntagbauer

eMail susanne.sonntagbauer@celentLat

Activado  2018-01-17 17:44:24

Estado de bloqueo  por Admin Bilbao en 2017-11-24 14:08:14

Roles  Domain Expert

## Información personal

Género Femenino

Fecha de nacimiento

Identificación

Identidades

Para Facebook si el id es un número, puede encontrarlo, por ejemplo, via <https://findmyfacebookid.com/> y para twitter si el id es el nombre de usuario.

Título 

Creado en 

Editar

Abra



5.1.25 Test Case - Edit user by clicking username

Edit user by clicking username	
<b>Test Type:</b>	Automated/Manual
<b>Status:</b>	Template
<b>Preconditions:</b>	<ul style="list-style-type: none"> <li>• PRE 1 - Activated System Administrator</li> <li>• PRE 3 - Activated User</li> <li>• system administrator already signed in</li> <li>• ADMINISTRATION section already opened</li> <li>• user list is shown</li> </ul>
<b>Steps to complete:</b>	1. click on username
<b>Expected outcome:</b>	1. View user detail page opens including user credentials. In addition this page offers the possibilities either to lock/unlock the user, to reset the password or to delete the user.

## 5.1.26 Results - Edit user by clicking username

### 5.1.26.1 Results Italian

#### Step 1

#### Visualizza gli utenti

Nome utente susannedm  
Nome Susanne  
Cognome Sonntagbauer  
e-mail [susanne.sonntagbauer@activesolution.at](mailto:susanne.sonntagbauer@activesolution.at)  
Attivato   Invia l'email di attivazione  
Stato di blocco   
Ruoli  Decision Maker

#### Dati personali

Sesso Femmina  
Data di nascita  
Identificazione  
Identità  
Per facebook l'id è un numero, puoi trovarlo ad esempio via <http://findmyfacebookid.com/> e per twitter l'id è il nome utente twitter



Blocca l'utente [Elimina l'utente](#)

[Modifica](#) [Indietro](#)

### 5.1.26.2 Results Portuguese

#### Step 1

## Ver utilizador

Utilizador susanrefamiliaofac  
Primeiro nome Susanne  
Último nome Sonntagbauer  
Email susanne.sonntagbauer@activesolution.at  
Ativo  PM-07-29 02:07:26  
Estado bloqueado  Por Admin Familiaofac em PM-03-29 02:53:58  
Funções  Facilitator

## Dados pessoais

Género Feminino  
Data de Nascimento  
Identificação  
Identidades

[bloquear utilizador](#) [Alterar a palavra passe](#) [apagar utilizador](#)

[Editar](#) [Anular](#)

### 5.1.26.3 Results Romanian

#### Step 1

#### View the user

Username	susanne@tulceaadm
Name	Susanne
Surname	Sonntagbauer
e-mail	<a href="mailto:susanne.sonntagbauer@activesolution.at">susanne.sonntagbauer@activesolution.at</a>
activated	✔ PM-11-19 19: 25: 41
Lock status	🔒 With Tulcea Admin on PM-11-19 17: 53: 39
roles	• Decision Maker

#### Personal data

Gen Woman  
Date of birth  
Identification  
identity

For Facebook, the id is a number, you can find it, for example, via <http://findmyfacebookid.com/> , and for Twitter the id is Twitter owner\_name

[Block user](#) [Reset password](#) [Delete user](#)

[⏪](#) [Back](#)

## 5.1.26.4 Results Slovakian

### Step 1

## Náhľad užívateľa

Užívateľské meno Tomas2  
Krstné meno Tomas  
Priezvisko Koren  
email koren@exdwarf.com  
Aktivované od  2017-12-05 13:56:09  
Stav uzamknutia   
rola • Communicator

## Osobné údaje

pohlavie nedefinované  
dátum narodenia  
identifikácia  
Identity

Facebook ID je číslo, ktoré nájdete cez <http://findmyfacebookid.com/> Twitter prihlasovacie meno je zároveň Twitter ID

[Zamknúť užívateľa](#) [Zmazať heslo](#) [Zmazať užívateľa](#)

[Upraviť](#)

[Naspäť](#)

### 5.1.26.5 Results Spanish

#### Step 1

## Ver usuario

Nombre de usuario: susannebilbaofac

Nombre: Susanne

Apellidos: Sonntagbauer

eMail: susanne.sonntagbauer@activesolution.at

Activado:  24-11-2017 13:20:13

Estado de bloqueo: 

Roles:  Facilitator

## Información personal

Género: Femenino

Fecha de nacimiento:

Identificación:

Identidades:

Para Facebook el id es un número, puede encontrarlo, por ejemplo, via <http://findmyfacebookid.com/> y para twitter el id es el nombre de usuario

[Bloquear usuario](#) [Restablecer contraseña](#) [Eliminar usuario](#)

[Editar](#) [Abrir](#)

### 5.1.27 Test Case – Edit user by clicking edit link

Edit user by clicking edit link	
<b>Test Type:</b>	Automated/Manual
<b>Status:</b>	Template
<b>Preconditions:</b>	<ul style="list-style-type: none"><li>• PRE 1 - Activated System Administrator</li><li>• PRE 3 - Activated User</li><li>• system administrator already signed in</li><li>• ADMINISTRATION section already opened</li><li>• user list is shown</li></ul>
<b>Steps to complete:</b>	1. click edit link in the users row
<b>Expected outcome:</b>	1. Edit user page is shown, which enables the amendments of the user credentials and personal data.

## 5.1.28 Results – Edit user by clicking edit link

### 5.1.28.1 Results Italian

#### Step 1

### Modifica gli utenti

Client	Genova		
Nome utente	susannedm		
Nome	<input type="text" value="Susanne"/>	Cognome	<input type="text" value="Sonntagbauer"/>
e-mail	<input type="text" value="susanne.sonntagbauer@activisoulb"/>		
Attivato	<input checked="" type="checkbox"/>		
Stato di blocco	<input type="checkbox"/>		
Ruoli	Available	Selected	
	<input type="checkbox"/> Communicator <input type="checkbox"/> Domain Expert <input type="checkbox"/> eCitizen <input type="checkbox"/> Facilitator <input type="checkbox"/> Recruiter	<input checked="" type="checkbox"/>	<input type="checkbox"/> Decision Maker

### Dati personali

Sesso	<input checked="" type="radio"/> Femmina <input type="radio"/> Maschio <input type="radio"/> Sconosciuto <input type="radio"/> Non impostato
Data di nascita	<input type="text"/>
Identificazione	<input type="text"/>
Identità	<input checked="" type="checkbox"/> Aggiungere l'identità di account dei social media <small>[social media account info Field]</small>
<input type="button" value="Salva"/> <input type="button" value="Annulla"/>	



### 5.1.28.2 Results Portuguese

#### Step 1

## Editar utilizador

Cliente	Famaliao		
Utilizador	susannefamaliaofac		
Primeiro nome	<input type="text" value="Susanne"/>	Último nome	<input type="text" value="Sonntagbauer"/>
Email	<input type="text" value="susanne.sonntagbauer@activesoubi"/>		
Ativo	✔ PM-07-29 02:07:26		
Estado bloqueado	🔒 Por Admin Famaliao em PM-53-29 02:53:58		
Funções	Available	Selected	
	<input type="checkbox"/> Communicator <input type="checkbox"/> Decision Maker <input type="checkbox"/> Domain Expert <input type="checkbox"/> eCitizen <input type="checkbox"/> Recruiter	<input checked="" type="checkbox"/>	<input type="checkbox"/> Facilitator

## Dados pessoais

Género  Feminino  Masculino  Desconhecido  indefinido

Data de Nascimento

Identificação

Identidades

[social media account info field]

### 5.1.28.3 Results Romanian

#### Step 1

## Editați utilizatorul

Clienț Tulcea

Nume de utilizator susannetulceadm

Name  Numele de familie

e-mail

activat  PM-11-19 19: 25: 41

Starea de blocare  Cu Admin Tulcea pe PM-11-19 17: 53: 39

roluri Available Selected

Comunicator  
 Domain Expert  
 eCitizen  
 Facilitator  
 Recruiter

Decision Maker

## Date personale

Gen  Femeie  masculin  necunoscut  nu-este setat

Data de nastere

Identificare

identități  adăugați identitate de cont social media  
[social media account info Field]

### 5.1.28.4 Results Slovakian

#### Step 1

## Upraviť užívateľa

Klient	Bratislava1		
Užívateľské meno	Tomas2		
Krstné meno	<input type="text" value="Tomas"/>	Priezvisko	<input type="text" value="Koren"/>
email	<input type="text" value="koren@exdwarf.com"/>		
Aktivované od	✓ 2017-12-05 13:56:09		
Stav uzamknutia	🔒		
role	Možnosti	Vybrané	
	<input type="text" value="Decision Maker"/> <input type="text" value="Domain Expert"/> <input type="text" value="eCitizen"/> <input type="text" value="Facilitator"/> <input type="text" value="Recruiter"/>	<input type="button" value="▶"/> <input type="button" value="◀"/>	<input type="text" value="Communicator"/>

## Osobné údaje

pohlavie	<input type="radio"/> ženské	<input type="radio"/> mužské	<input type="radio"/> neuvedené	<input checked="" type="radio"/> nedefinované
dátum narodenia	<input type="text"/>			
identifikácia	<input type="text"/>			
Identity	<input type="button" value="➕ pridať účet/identitu sociálnych médií"/>			
	[social media account info Field].			

### 5.1.28.5 Results Spanish

#### Step 1

## Editar usuario

Cliente **Bilbao**

Nombre de usuario **susannebilbao@ac**

Nombre  Apellidos

eMail

Activado  24-11-2017 13:20:12

Estado de bloqueo

Roles

Available	Selected
<input type="checkbox"/> Communicator	<input type="checkbox"/> Factorator
<input type="checkbox"/> Decision Maker	
<input type="checkbox"/> Domain Expert	
<input type="checkbox"/> eCitizen	
<input type="checkbox"/> Recruiter	

## Información personal

Género  Femenino  Masculino  desconocido  No definido

Fecha de nacimiento

Identificación

Identidades

(social media account info Panel)

5.1.29 Test Case – Edit user and change roles

Edit user and change roles	
<b>Test Type:</b>	Automated/Manual
<b>Status:</b>	Template
<b>Preconditions:</b>	<ul style="list-style-type: none"> <li>• PRE 1 - Activated System Administrator</li> <li>• PRE 2 - Activated facilitator</li> <li>• system administrator already signed in</li> <li>• ADMINISTRATION section already opened</li> <li>• user list is shown</li> </ul>
<b>Steps to complete:</b>	<ol style="list-style-type: none"> <li>1. click edit link in the user row</li> <li>2. change the decision maker to the communicator role</li> <li>3. click save</li> </ol>
<b>Expected outcome:</b>	<ol style="list-style-type: none"> <li>1. users detail page opens and following labels are switching input fields are shown               <ul style="list-style-type: none"> <li>○ Last name</li> <li>○ First name</li> <li>○ emails</li> <li>○ role assignment</li> <li>○ personal data</li> </ul> </li> <li>2. -</li> <li>3. role has changed to communicator</li> </ol>

### 5.1.30 Results – Edit user and change roles

#### 5.1.30.1 Results Italian

##### Step 1

### Modifica gli utenti

Client	Genova		
Nome utente	susannedm		
Nome	<input type="text" value="Susanne"/>	Cognome	<input type="text" value="Sonntagbauer"/>
e-mail	<input type="text" value="susanne.sonntagbauer@activesolubi"/>		
Attivato	<input checked="" type="checkbox"/>		
Stato di blocco	<input type="checkbox"/>		
Ruoli	Available	Selected	
	<input type="checkbox"/> eCitizen <input type="checkbox"/> Facilitator <input type="checkbox"/> Recruiter <input type="checkbox"/> Simulation Modeler <input type="checkbox"/> Trusted User	<input checked="" type="checkbox"/>	<input type="checkbox"/> Decision Maker

### Dati personali

Sesso  Femmina  Maschio  Sconosciuto  Non impostato

Data di nascita

Identificazione

Identità

[social media account info Field]

##### Step 2 and 3

### Modifica gli utenti

Client	Genova		
Nome utente	susannedm		
Nome	<input type="text" value="Susanne"/>	Cognome	<input type="text" value="Sonntagbauer"/>
e-mail	<input type="text" value="susanne.sonntagbauer@activesolubi"/>		
Attivato	<input checked="" type="checkbox"/>		
Stato di blocco	<input type="checkbox"/>		
Ruoli	Available	Selected	
	<input type="checkbox"/> Domain Expert <input type="checkbox"/> eCitizen <input type="checkbox"/> Facilitator <input type="checkbox"/> Recruiter <input type="checkbox"/> Simulation Modeler	<input checked="" type="checkbox"/>	<input type="checkbox"/> Communicator

### Dati personali

Sesso  Femmina  Maschio  Sconosciuto  Non impostato

Data di nascita

Identificazione

Identità

[social media account info Field]

### 5.1.30.2 Results Portuguese

#### Step 1

#### Editar utilizador

Ciente: Farmacao  
Utilizador: susannefarmacaoadm  
Primeiro nome: Susanne Último nome: Sonntagbauer  
Email: susanne.sonntagbauer@activesolubi  
Ativo:   
Estado bloqueado:   
Funções: Available Selected  
Available: Communicator, Domain Expert, eCitizen, Facilitator, Recruiter  
Selected: Decision Maker

#### Dados pessoais

Género:  Feminino  Masculino  Desconhecido  indefinido  
Data de Nascimento:   
Identificação:   
Identities:   
(social media account info Field)

#### Step 2 and 3

#### Editar utilizador

Ciente: Farmacao  
Utilizador: susannefarmacaoadm  
Primeiro nome: Susanne Último nome: Sonntagbauer  
Email: susanne.sonntagbauer@activesolubi  
Ativo:   
Estado bloqueado:   
Funções: Available Selected  
Available: Domain Expert, eCitizen, Facilitator, Recruiter, Simulation Modeler  
Selected: Communicator

#### Dados pessoais

Género:  Feminino  Masculino  Desconhecido  indefinido  
Data de Nascimento:   
Identificação:   
Identities:   
(social media account info Field)

### 5.1.30.3 Results Romanian

#### Step 1

## Editați utilizatorul

Client Tulcea

Nume de utilizator susannetulceadm

Nume  Numele de familie

e-mail

activat  PM-11-19 19: 25: 41

Starea de blocare  Cu Admin Tulcea pe PM-11-19 17: 53: 39

roluri Available Selected

Comunicator  
 Domain Expert  
 eCitizen  
 Facilitator  
 Recruiter

Decision Maker

## Date personale

Gen  Femeie  masculin  necunoscut  nu este setat

Data de nastere

identificare

identităț  adăugați identitate de cont social media  
(social media account info Field)

#### Step 3 and 3

## Vizualizați utilizatorul

Nume de utilizator susannetulceadm

Nume Susanne

Numele de familie Sonntagbauer

e-mail susanne.sonntagbauer@activesolution.at

activat  PM-11-19 19: 25: 41

Starea de blocare  Cu Admin Tulcea pe PM-11-19 17: 53: 39

roluri  Comunicator

## Date personale

Gen Femeie

Data de nastere

identificare

identităț  Pentru Facebook, id-ul este un număr. El poate găsi de ea prin intermediul <http://findmyfacebookid.com/>, iar pentru twitter id-ul este Twitter nume\_proprilor

[Blocatți utilizatorul](#) [Reseteaza parola](#) [Ștergeți utilizatorul](#)



### 5.1.30.4 Results Slovakian

#### Step 1

## Upraviť užívateľa

Klient Bratislava1  
Užívateľské meno Tomas2  
Krstné meno  Priezvisko   
email   
Aktívované od  2017-12-05 13:58:09  
Stav uzamknutia   
role Možnosti Vybrané  
 Decision Maker  
 Domain Expert  
 eCitizen  
 Facilitator  
 Recruiter  
 Communicator

### Osobné údaje

pohlavie  ženské  mužské  neuvedené  nedefinované  
dátum narodenia   
identifikácia   
identity  pridať účet/identitu sociálnych médií  
[social media account info field]

#### Step 2 and 3

## Upraviť užívateľa

Klient Bratislava1  
Užívateľské meno Tomas2  
Krstné meno  Priezvisko   
email   
Aktívované od  2017-12-05 13:58:09  
Stav uzamknutia   
role Možnosti Vybrané  
 Communicator  
 Decision Maker  
 Domain Expert  
 eCitizen  
 Recruiter  
 Facilitator

### Osobné údaje

pohlavie  ženské  mužské  neuvedené  nedefinované  
dátum narodenia   
identifikácia   
identity  pridať účet/identitu sociálnych médií  
[social media account info field]

### 5.1.30.5 Results Spanish

#### Step 1

## Editar usuario

Cliente **Bilbao**

Nombre de usuario **susannebilbaodm**

Nombre  Apellidos

eMail

Activado  24-11-2017 13:19:47

Estado de bloqueo

Roles Available Selected

Communicator	Decision Maker
Domain Expert	
eCitizen	
Facilitator	
Recruiter	

## Información personal

Género  Femenino  Masculino  desconocido  No definido

Fecha de nacimiento

Identificación

Identidades  (social media account info field)

#### Step 2 and 3

## Editar usuario

Cliente **Bilbao**

Nombre de usuario **susannebilbaodm**

Nombre  Apellidos

eMail

Activado  24-11-2017 13:19:47

Estado de bloqueo

Roles Available Selected

Domain Expert	Communicator
eCitizen	
Facilitator	
Recruiter	
Simulation Modeler	

## Información personal

Género  Femenino  Masculino  desconocido  No definido

Fecha de nacimiento

Identificación

Identidades  (social media account info field)

## 5.2 Campaign Management

### 5.2.1 Overview

Campaign management handles the creation/editing/deleting of campaigns. Tools refer to opinion maps and questionnaires.

Campaign management is about creating and working with campaigns. A campaign is a container domain object in FLOOD-serv that is used to group all activities and their associated data related to an e-governance task. It is created upon request from a decision maker by the facilitator who defines the campaign's basic data, such as:

1. the initiator (decision maker);
2. the campaign's team the expected end date;
3. the goals (output targets).

Additionally the facilitator with the help of the domain expert selects the data and knowledge that will be used within the campaign. As the facilitator works with the campaign additional data can be added or generated by the FLOOD-serv tools.

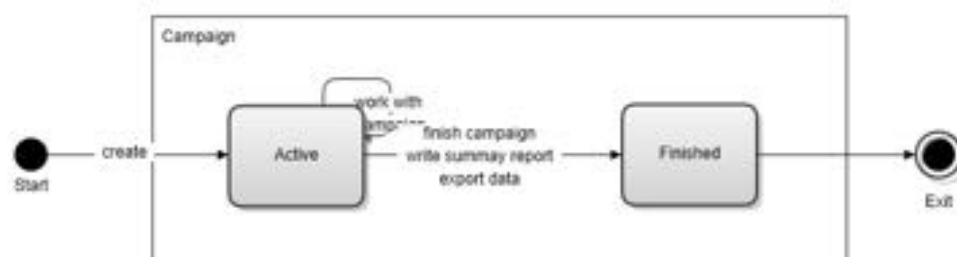
For example the following data could be generated:

- Social media content as collected by the social media window;
- Topic cluster data generated by analyzing the social media content.

The campaign is a very important part of the "tool box approach", meaning that working with the FLOOD-serv modules doesn't necessarily follow a predefined workflow but instead allow the user to select the right set of tools that best matches the requirements in any order that he likes.

From a data centric perspective the campaign can thus be seen as a local data storage that bundles all data necessary for a specific research problem and all FLOOD-serv tools that are used throughout the campaign's lifecycle will read, use and write this data.

Campaigns have a state that reflects their current progress in the campaign's lifecycle:



**Figure 2 - Working with a Campaign – 1**

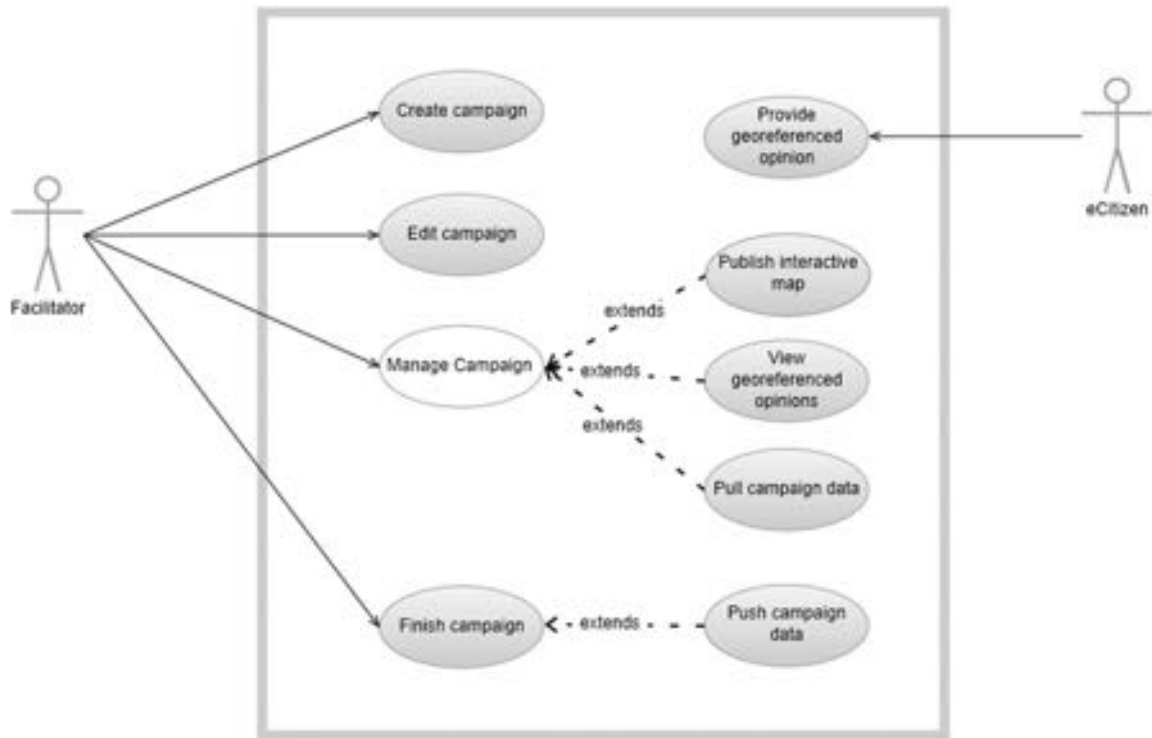


Figure 3 Working with a campaign -2

5.2.2 Test Case – Create a campaign

Create a campaign	
<b>Test Type:</b>	Automated/Manual
<b>Status:</b>	Template
<b>Preconditions:</b>	<ul style="list-style-type: none"> <li>• PRE 2- Activated facilitator</li> <li>• Facilitator already signed in</li> <li>• Campaign SECTION already started</li> </ul>
<b>Steps to Complete:</b>	<ol style="list-style-type: none"> <li>1. Click “campaign”</li> <li>2. Click “add a campaign”</li> <li>3. Enter campaign credentials</li> <li>4. Click “Save”</li> <li>5. Click “Edit” for viewing the campaign credentials</li> </ol>
<b>Expected Outcome:</b>	<ol style="list-style-type: none"> <li>1. List of campaigns appears</li> <li>2. “Add campaign” page appears</li> <li>3. -</li> <li>4. View campaign page is shown, providing an overview.</li> <li>5. -</li> </ol>

## 5.2.3 Results – Create a campaign

### 5.2.3.1 Results Italian

#### Step 1

##### Mostra l'elenco delle campagne

Stato	Titolo	Data d'inizio	Data di fine	Promotore	Facilitatore	Classificatore	Azioni
	Genova Flood	2017-05-27	2020-05-31	nome e cognome: Peter sonntagbauer	nome e cognome: Peter sonntagbauer	Semplice	Modifica

[Tutte le campagne](#) [Le mie campagne](#)

[Aggiungi una campagna](#)

#### Step 2

### Aggiungi una campagna (Campaign)

Titolo della campagna

Descrizione

Data d'inizio  [Anno/mese/giorno (yyyy-MM-dd)]

Data di fine  [Anno/mese/giorno (yyyy-MM-dd)]

Promotore

Facilitatore

Lingua del contenuto

Classificatore  Semplice \*La categorizzazione semplice fornisce risultati veloci e è in grado di gestire

Membrì del gruppo (team)

Available

- Sonntagbauer Susanne
- Sonntagbauer Susanne
- Sonntagbauer Susanne
- Sonntagbauer Susanne
- Sonntagbauer Susanne

Selected

Obiettivi [Aggiungi un obiettivo](#)

### Step 3 and 4

## Modifica una campagna (Campaign)

Titolo della campagna

Descrizione

Data d'inizio  [Anno/mese/giorno (yyyy-MM-dd)]

Data di fine  [Anno/mese/giorno (yyyy-MM-dd)]

Promotore

Facilitatore

Lingua del contenuto

Classificatore  \*La categorizzazione semplice fornisce risultati veloci e è in grado di gestire

Membrì del gruppo (team)

Available	Selected
Sonntagbauer Susanne	Sonntagbauer Susanne
Sonntagbauer Susanne	Sonntagbauer Susanne
	Sonntagbauer Susanne

Obiettivi

Obiettivo

### Step 5

## Visualizza la campagna (Campaign): Genova Flood

Sommario | Strumenti (Tools) | Social Media | Dizionario dei dati | Cruscotto | Analysis | Dati della campagna

Titolo: Genova Flood

Descrizione: Flood mitigation flood response flood recovery

Data di inizio: 27/05/17

Data di fine: 31/05/20

Facilitatore: nome e cognome: Peter sonntagbauer

Promotore: nome e cognome: Peter sonntagbauer

Membrì del gruppo:

Obiettivi: Flood mitigation flood response flood recovery

Mostra la mappa

Chiudi la campagna: Elimina la campagna

### 5.2.3.2 Results Portuguese

#### Step 1

Ver a lista de campanha

Estado	Título	Data Inicial	Data Final	Iniciador	Facilitador	Categorizador	Ações
	Familicao Floods	2017-06-01	2020-06-01	Peter Sonntagbauer	Peter Sonntagbauer	Simple	Editar

[Adicionar campanha](#)

#### Step 2

### Adicionar campanha

Formulário de criação de campanha com campos para:

- Título da campanha
- Descrição
- Data inicial (formato [aaaa-mm-dd])
- Data final (formato [aaaa-mm-dd])
- Iniciador (dropdown: Sonntagbauer Peter)
- Facilitador
- Linguagem do conteúdo (dropdown: Inglês)
- Categorizador (radio button: Simple) A categorização simples fornece resultados rápidos e é capaz de lidar palavras compostas como "bem-estar social"
- Membros da equipa (Available/Selected list)
- Objetivos (+ adicionar objetivo)

Botões: Salvar, Cancelar



Step 3 and 4

### Adicionar campanha

**Título da campanha**

**Descrição**

**Data inicial**  [aaaa-mm-dd]

**Data final**  [aaaa-mm-dd]

**Iniciador**

**Facilitador**

**Linguaem do conteúdo**

**Categorizador**  Simple A categorização simples fornece resultados rápidos e é capaz de lidar palavras compostas como "bem-estar social"

**Membros da equipa**

Available	Selected
Sonntagbauer Susanne	Sonntagbauer Susanne
Sonntagbauer Susanne	
Sonntagbauer Susanne	
Sonntagbauer Susanne	
Sonntagbauer Susanne	
Sonntagbauer Susanne	

**Objetivos**  adicionar objetivo

**Objetivo**

Step 5

### Visualizar campanha: Ave Flood

**Sumário** | Ferramentas | rede social | Dicionário de dados | Painel de controle | Analysis | Dados da campanha

Título	Ave Flood
Descrição	Flood risk mitigation flood response and flood recovery
Data inicial	2017-01-03
Data final	2020-12-30
Facilitador	Peter Sonntagbauer
Iniciador	Peter Sonntagbauer
Membros da equipa	Susanne Sonntagbauer
objetivos	• flood risk mitigation

**Mostrar mapa**

Encerrar campanha:

### 5.2.3.3 Results Romanian

#### Step 1

#### Afișați lista de campanii

[toate campaniile](#) [campaniile mele](#)

stare	Titlu	Data de început	Data de încheiere	Inițiator	facilitator	Categorizer	acțiuni
	Tulcea Flood	2017-06-01	2020-06-01	Peter Sonntagbauer	Peter Sonntagbauer	Simplu	

Adăugați o campanie

#### Step 2

### Adăugați o campanie

De campanie Titlu

Descriere

Data de început  [aaaa-ll-zz]

Data de încheiere  [aaaa-ll-zz]

Inițiator

facilitator

Limba de conținut

Categorizer  Simplu Categorizarea simplă oferă rezultate rapide și este posibil să se soupe cuvinte compuse precum bunăstarea socială\*

Membrii echipei

Available

- Sonntagbauer Susanne
- Sonntagbauer Susanne
- Sonntagbauer Peter
- Sonntagbauer Susanne
- Sonntagbauer Susanne
- Sonntagbauer Susanne

Selected

Obiective adăugați obiectiv

Step 3 and 4

### Editați campania

De campanie Titlu

Descriere

Data de început  (aaaa-ll-zz)

Data de încheiere  (aaaa-ll-zz)

Inițiator

facilitator Sonntagbauer Susanne

Limba de conținut

Categorizer  Singlu Categorizarea simplă oferă rezultate rapide și este recomandată să se ocupe ovină compuse precum bunăstarea socială\*

Membrii echipei

Available

- Sonntagbauer Susanne
- Sonntagbauer Susanne
- Sonntagbauer Susanne
- Sonntagbauer Susanne
- Sonntagbauer Susanne

Selected

- Sonntagbauer Peter
- Sonntagbauer Susanne

Obiective  adăugați obiectiv

Poartă   elimina

Step 5

### Afișați campania: Flood Galati

rezumat	Uselele	Social Media	Dictionar de date	Board	Analysis	Datele campaniei
Titlu	Flood Galati					
Descriere	food risk mitigation food response and food recovery					
Data de început	2017-01-03					
Data de încheiere	2020-11-20					
facilitator	Susanne Sonntagbauer					
inițiator	Peter Sonntagbauer					
Membrii echipei	Peter Sonntagbauer		Susanne Sonntagbauer			
Obiective	* food risk mitigation					
Arată hartă						
Închideți campania	Ștergeți campania					
<input type="button" value="Editați"/>						

### 5.2.3.4 Results Slovakian

#### Step 1

Zobrazit kampane

Id	Název	Dátum začatia	Dátum ukončenia	Wearable	Spoločnosť	Category	Stav
1	Testing 1	2017-11-27	2017-12-31	petroltratlava T	Tomas Koren	Simple	
2	Testing 4	2017-12-05	2017-12-31	petroltratlava T	Tomas Koren	Simple	
3	Testing 3	2017-11-27	2017-12-31	petroltratlava T	Tomas Koren	Simple	
4	Testing 2	2017-11-27	2017-12-31	petroltratlava T	Tomas Koren	Simple	
5	Automa	2017-04-01		petroltratlava T	petroltratlava T	Simple	editovať
6	Stranovka Flood	2017-06-01	2020-06-01	petroltratlava T	petroltratlava T	Simple	editovať

#### Step 2

### Pridat' kampaň

Campaign-Title

Description

Start date  {yyy-MM-dd}

End date  {yyy-MM-dd}

Initiator

Facilitator

Content language

Category  Simple Simple categorization provides best results and is able to handle compound words like 'social welfare'

Team Members

Možnosti

- Koren Tomas
- Koren Tomas

Vybrané

Goals  Pridajte cieľ

Step 3 and 4

### Pridat' kampaň

Campaign-Title:

Description:

Start date:  [yyyy-MM-dd]

End date:  [yyyy-MM-dd]

Initiator:

Facilitator:

Content language:

Categorizer:  Simple categorization provides fast results and is able to handle compound words like 'social welfare'

Team Members:

Možnosti:

Vybrané:

Goals  Pridajte cieľ

Goal:

Step 5

### Zobrazit' kampaň: Flood Devin

Zhrnutie | **Nástroje** | Sociálne médiá | Slovník dát | Dashboard | Analýza | Dáta

Titul	Flood Devin
Popis	Flood mitigation
Dátum spustenia	2017-01-03
Dátum ukončenia	2020-12-23
Sprostredkovateľ	petrabratislava ff
Iniciátor	petrabratislava ff
Členovia tímu	Tomas Koren
Ciele	+ reduce flood disasters

Zobrazit' mapu

Ukončiť kampaň [Vymazať kampaň](#)

### 5.2.3.5 Results Spanish

#### Step 1

#### Mostrar lista de campañas

[todas las campañas](#) [mis campañas](#)

Estado	Título	Fecha de inicio	Fecha de fin	Inicializador	Facilitador	Categorizador	Acciones
	Bilbao Floods (Euskara)	2017-06-01	2020-06-01	Peter Sonntagbauer	Peter Sonntagbauer	Simple	
	Bilbao Floods (Spain)	2017-05-01	2017-07-31	Peter Sonntagbauer	Peter Sonntagbauer	Simple	

[+ Añadir campaña](#)

#### Step 2

#### Añadir campaña

Título de campaña

Descripción

Fecha de inicio  [(dd-MM-yyyy)]

Fecha de fin  [(dd-MM-yyyy)]

Iniciador

Facilitador

Idioma del contenido

Categorizador  Simple La categorización simple provee resultados más rápidamente, y es capaz de manejar palabras compuestas como 'bienestar social'

Miembros de equipo

Disponibles

- Sonntagbauer Susanne
- Sonntagbauer Peter
- Sonntagbauer Susanne
- Sonntagbauer Susanne
- Sonntagbauer Susanne
- Sonntagbauer Susanne

Selected

Objetivos [+ añadir un objetivo](#)

### Step 3 and 4

## Añadir campaña

Título de campaña

Descripción

Fecha de inicio  [ds-MM-yyyy]

Fecha de fin  [ds-MM-yyyy]

Iniciador

Facilitador

Idioma del contenido

Categorizador  La categorización simple provee resultados más rápidamente, y es capaz de manejar palabras compuestas como 'bienestar social'

Miembros de equipo

Available

- Sonntagbauer Susanne
- Sonntagbauer Susanne
- Sonntagbauer Susanne
- Sonntagbauer Susanne
- Sonntagbauer Susanne

Selected

- Sonntagbauer Peter

Objetivos

Objetivo

### Step 5

## Ver campaña: Flood Nervion

Sumario | Herramientas | Redes Sociales | Diccionario de datos | Panel de control | Analysis | Datos de campaña

Título Flood Nervion

Descripción Flood mitigation flood response and flood recovery

Fecha de inicio 2017-01-02

Fecha de fin 2020-12-23

Facilitador Susanne Sonntagbauer

Iniciador Susanne Sonntagbauer

Miembros de equipo Peter Sonntagbauer

Objetivos

Mostrar mapa

Elija campaña

### 5.2.4 Test Case – Create a category

Create a category	
<b>Test Type:</b>	Automated/Manual
<b>Status:</b>	Template
<b>Preconditions:</b>	<ul style="list-style-type: none"> <li>• PRE 2- Activated facilitator</li> <li>• PRE 12 – Created campaign</li> <li>• Facilitator already logged in</li> <li>• CAMPAIGN section already opened</li> <li>• Campaign list is shown</li> </ul>
<b>Steps to Complete:</b>	<ol style="list-style-type: none"> <li>1. Click Title of the campaign for which a category should be created</li> <li>2. Click “Social Media”</li> <li>3. Click “Create a category”</li> <li>4. Enter category details</li> <li>5. Click “Save”</li> </ol>
<b>Expected Outcome:</b>	<ol style="list-style-type: none"> <li>1. View campaign page of the selected campaign appears</li> <li>2. Existing categories are shown</li> <li>3. Template for the creation of a category appears</li> <li>4. –</li> <li>5. Category is stored under the selected campaign</li> </ol>



## 5.2.5 Results – Create a category

### 5.2.5.1 Results Italian

#### Step 1

### Visualizza la campagna (Campaign): Genova Flood

Sommario Strumenti (Tools) Social Media Dizionario dei dati Cruscotto Analysis Dati della campagna

Titolo: Genova Flood  
 Descrizione: Flood mitigation flood response flood recovery  
 Data di inizio: 27/05/17  
 Data di fine: 31/05/20  
 Facilitatore: nome e cognome: Peter sonntagbauer  
 Promotore: nome e cognome: Peter sonntagbauer  
 Membri del gruppo:  
 Obiettivi: + Flood mitigation flood response flood recovery

[Mostra la mappa](#)  
[Chiudi la campagna](#) [Elimina la campagna](#)  
[Modifica](#)

#### Step 2

### Visualizza la campagna (Campaign): Genova Flood

Sommario Strumenti (Tools) Social Media Dizionario dei dati Cruscotto Analysis Dati della campagna

Finestre del Social media

**Categorie**

Nome	Descrizione	Parole	
Alluvione	Flood/flooding	allagamento alluvione	<a href="#">Elimina la categoria</a>
Bacino idrico	Reservoir (river, lago)	bacino idrico fiume	<a href="#">Elimina la categoria</a>
Bilancio delle vittime	Death toll	bilancio delle vittime	<a href="#">Elimina la categoria</a>
Bisagno	Bisagno	Bisagno	<a href="#">Elimina la categoria</a>
Centrale idroelettrica	Water power plant	centrale idroelettrica	<a href="#">Elimina la categoria</a>
Colata di fango	Mud slide	colata di fango	<a href="#">Elimina la categoria</a>
Devastazione	Devastation	devastazione	<a href="#">Elimina la categoria</a>
Fereggiano	Fereggiano	Fereggiano	<a href="#">Elimina la categoria</a>
Flusso d'acqua	Water flow	fusso d'acqua	<a href="#">Elimina la categoria</a>
Impregnato d'acqua, allagato	Soaked with water/ waterlogged	allagato impregnato d'acqua	<a href="#">Elimina la categoria</a>

Showing 1 to 10 of 17

[Crea la categoria](#) [Copia la categoria](#)

Step 3

**Crea la categoria**

Titolo della categoria

Descrizione della categoria

Parole Nessuna parola nella categoria

Parole dell'argomento (Topic Words)

Aggiungi una parola alla categoria  **Aggiungi**

**Salva** **Annulla**

Step 4

**Modifica la categoria**

Titolo della categoria

Descrizione della categoria

Parole

Parole dell'argomento (Topic Words)

Aggiungi una parola alla categoria  **Aggiungi**

**Salva** **Annulla**

Step 5

**Visualizza la campagna (Campaign): Genova Flood**

Sommario | Strumenti (Tools) | **Social Media** | Dizionario dei dati | Cresciuto | Analysis | Dati della campagna

Finestre dei Social media

**Categorie**

Nome	Descrizione	Parole	
incalemento - drenaggio	Calaisation/drainage	drenaggio drenare incalemento	Elimina la categoria
Inondazione	Inundation	inondare inondato inondazione somergere	Elimina la categoria
Irrigazione	Irrigation	irrigazione	Elimina la categoria
Malattia causata dall'acqua	Water borne disease	malattia causata dall'acqua	Elimina la categoria
Mettere in guardia	Alert	avvertire avvisare mettere in guardia	Elimina la categoria
Rischio di alluvione	Flood risk	rischio di alluvione	Elimina la categoria
Sott'acqua	Under water	sott'acqua	Elimina la categoria

Showing 11 to 17 of 17

**Crea la categoria** **Copia la categoria**

### 5.2.5.2 Results Portuguese

#### Step 1

#### Visualizar campanha: Ave Flood

The screenshot shows a navigation bar with tabs: Sumário, Ferramentas, rede social, Dicionário de dados, Painel de controlo, Analysis, and Dados da campanha. Below the navigation bar, the following details are displayed:

Título	Ave Flood
Descrição	Flood risk mitigation flood response and flood recovery
Data inicial	03-01-2017
Data final	30-12-2020
Facilitador	Peter Sonntagbauer
Iniciador	Peter Sonntagbauer
Membros da equipa	Susanne Sonntagbauer
objetivos	• flood risk mitigation

Below the details, there are links for 'Mostrar mapa', 'Encerrar campanha', and 'Remover campanha', along with an 'Editar' button.

#### Step 2

#### Visualizar campanha: Ave Flood

The screenshot shows the same navigation bar as in Step 1. Below it, there is a dropdown menu labeled 'Janelas de rede social' with the option 'Escolha uma opção'. Underneath, the text 'Categorias' is followed by 'No Records Found'. A table header is visible with columns 'Nome' and 'Descrição'. At the bottom, there are buttons for 'Criar categoria' and 'Copiar categoria'.

#### Step 3

The screenshot shows a form titled 'Criar categoria'. It contains the following fields and buttons:

- 'Título da categoria': A text input field.
- 'Descrição categoria': A larger text input field.
- 'Palavras': A text input field with the text 'Nenhuma palavra na categoria' displayed below it.
- 'Palavras-chave': A text input field.
- 'Adicionar categoria de palavra': A text input field with an 'Adicionar' button next to it.
- At the bottom, there are 'Salvar' and 'Cancelar' buttons.

**Step 4**

**Criar categoria**

Título da categoria:

Descrição categoria:

Palavras:

Palavras-chave:

Adicionar categoria de palavra:

**Step 5**

**Visualizar campanha: Ave Flood**

Janetas de rede social:

**Categorias**

Nome	Descrição	Palavras
inundar	flood/flooding	inundar inundação

### 5.2.5.3 Results Romanian

#### Step 1

## Afișați campania: Flood Galati

rezumat | **Unelte** | Social Media | Dicționar de date | Flood | Analysis | Datele campaniei

Titlu	Flood Galati	
Descriere	food risk mitigation flood response and flood recovery	
Data de început	03.01.2017	
Data de încheiere	20.11.2020	
facilitator	Susanne Sonntagbauer	
inițiator	Peter Sonntagbauer	
Membri echipei	Peter Sonntagbauer	Susanne Sonntagbauer
Obiective	• food risk mitigation	

Arată hartă

Inchideți campania Ștergeți campania

**Ediți** | +

#### Step 2

## Afișați campania: Flood Galati

rezumat | Unelte | **Social Media** | Dicționar de date | Flood | Analysis | Datele campaniei

Ferestre sociale media

**Categorii**

No Records Found

Name	Descriere
------	-----------

**Creați categorie** **Copiați categoria**

#### Step 3

### Creați categorie

Categorie Titlu	<input type="text"/>
Descriere categorie	<input type="text"/>
cuvinte	Nu există cuvinte în categorie
Subiecte de cuvinte	<input type="text"/>
Adăugați Categorie Word	<input type="text"/> <b>Adăuga</b>

**Salvați** **Anulare**

**Step 4**

**Creați categorie**

Categorie Titlu:

Descriere categorie:

Cuvinte: Nu există cuvinte în categorie

Subiecte de cuvinte:

Adăugați Categorie Word:  **Adăuga**

**Salvați** **Anulare**

**Step 5**

**Afișați campania: Flood Galati**

**rezumat** **Unelte** **Social Media** **Dictionar de date** **Flood** **Analysis** **Datele campaniei**

Ferestre sociale media:

**Categoriile**

Name	Descriere	Cuvinte
Curent de apă	water flow	<a href="#">Ștergeți categoria</a>

**Creați categorie** **Copiați categoria**



### 5.2.5.4 Results Slovakian

#### Step 1

## Zobraziť kampaň: Testing 4

Zhrnutie   Nástroje   Sociálne médiá   Slovník dát   Dashboard   Analysis   Dáta

Titul	Testing 4
Popis	test
Dátum spustenia	2017-12-05
Dátum ukončenia	2017-12-31
Sprostredkovateľ	Tomas Koren
Iniciátor	peterbratislava ff
Členovia tímu	Katarina Vargova
Ciele	• test functionality

Zobraziť mapu

Ukončiť kampaň   Vamazať kampaň

[Upraviť](#)

#### Step 2

## Zobraziť kampaň: Testing 4

Zhrnutie   Nástroje   Sociálne médiá   Slovník dát   Dashboard   Analysis   Dáta

Okná sociálnych médií   [Vybrať](#)

### Katégorie

Neboli nájdené žiadne záznamy

Meno	Popis	Slová
------	-------	-------

[Create Category](#)   [Copy Category](#)

### Step 3 and 4

**Zobraziť kampaň: Testing 4**

#### Upraviť kategóriu

Názov kategórie

Popis kategórie

Slová

Slová témy

Add Category Word

### Step 5

## Zobraziť kampaň: Testing 4

Zhrnutie | Nástroje | **Sociálne médiá** | Slovník dát | Dashboard | Analysis | Dáta

Okná sociálnych médií

#### Kategórie

Meno	Popis	Slová	
test dunaj	testovacia kategoria	dunaj	Delete Category



### 5.2.5.5 Results Spanish

#### Step 1

#### Ver campaña: Flood Nervion

Summary | Herramientas | Redes Sociales | Diccionario de datos | Panel de control | Analysis | Datos de campaña

Título	Flood Nervion
Descripción	Flood mitigation food response and flood recovery
Fecha de inicio	2017-01-02
Fecha de fin	2020-12-23
Facilitador	Susanne Sonntagbauer
Iniciador	Susanne Sonntagbauer
Miembros de equipo	Peter Sonntagbauer
Objetivos	• food risk mitigation

Mostrar mapa

Elige campaña: Eliminar campaña

[Editar](#)

#### Step 2 and 3

#### Crear categoría

Título de categoría	<input type="text"/>
Descripción de categoría	<input type="text"/>
Palabras	No hay palabras en la categoría
Palabras de tema	<input type="text"/>
Añadir palabras a la categoría	<input type="text"/> <a href="#">Añadir</a>

[Guardar](#) [Cancelar](#)

#### Step 4

#### Crear categoría

Título de categoría	<input type="text" value="riesgo de inundación"/>
Descripción de categoría	<input type="text" value="food risk"/>
Palabras	<input type="text" value="riesgo de inundación x"/>
Palabras de tema	<input type="text"/>
Añadir palabras a la categoría	<input type="text"/> <a href="#">Añadir</a>

[Guardar](#) [Cancelar](#)

## Step 5

### Ver campaña: Flood Nervion

Sumario Herramientas **Redes Sociales** Diccionario de datos Panel de control Analysis Datos de campaña

Ventanas de redes sociales:

**Categorías**

Nombre	Descripción	Palabras	
Alud de barro	mud slide	alud de barro alud wade barro avalancha de lodo langoiro lodoso	<a href="#">Eliminar categoría</a>
riesgo de inundación	flood risk	riesgo de inundación	<a href="#">Eliminar categoría</a>

[Crear categoría](#) [Copiar categoría](#)

**5.2.6 Test Case – Copy an existing category**

Create a category	
<b>Test Type:</b>	Automated/Manual
<b>Status:</b>	Template
<b>Preconditions:</b>	<ul style="list-style-type: none"> <li>• PRE 2- Activated facilitator</li> <li>• PRE 12 – Created campaign</li> <li>• Facilitator already logged in</li> <li>• CAMPAIGN section already opened</li> <li>• Campaign list is shown</li> </ul>
<b>Steps to Complete:</b>	<ol style="list-style-type: none"> <li>1. Click Title of the campaign to be selected</li> <li>2. Click “Social Media”</li> <li>3. Click “Copy Category”</li> <li>4. Click category, which should be copied</li> </ol>
<b>Expected Outcome:</b>	<ol style="list-style-type: none"> <li>1. Selected campaign appears</li> <li>2. Existing categories are shown</li> <li>3. Template for the creation of a category appears</li> <li>4. Selected category is added to the campaign</li> </ol>

## 5.2.7 Results – Copy an existing category

### 5.2.7.1 Results Italian

#### Step 1

### Visualizza la campagna (Campaign): Genova Flood

Sommario | Strumenti (Tools) | **Social Media** | Dizionario dei dati | Cruscotto | Analysis | Dati della campagna

Titolo: Genova Flood  
 Descrizione: Flood mitigation flood response flood recovery  
 Data di inizio: 27/05/17  
 Data di fine: 31/05/20  
 Facilitatore: nome e cognome: Peter sonntagbauer  
 Promotore: nome e cognome: Peter sonntagbauer  
 Membri del gruppo:  
 Obiettivi: Flood mitigation flood response flood recovery

Mostra la mappa  
 Chiudi la campagna | Elimina la campagna

[Modifica](#)

#### Step 2

### Visualizza la campagna (Campaign): Flood Florence

Sommario | Strumenti (Tools) | **Social Media** | Dizionario dei dati | Cruscotto | Analysis | Dati della campagna

Finestre dei Social media:

Categorie

Nome	Descrizione	Parole	
Alluvione	Flood/flooding	allagamento alluvione	<a href="#">Elimina la categoria</a>

[Crea la categoria](#) | [Copia la categoria](#)

#### Step 3

**Copy Category**

Titolo della campagna	Nome	Origine	Parole	
Genova Flood	Alluvione	Semplice	allagamento, alluvione	<a href="#">Copia la categoria</a>
Genova Flood	Bacno idrica	Semplice	bacno idrica, fiume	<a href="#">Copia la categoria</a>
Genova Flood	Bilancio delle vittime	Semplice	bilancio delle vittime	<a href="#">Copia la categoria</a>
Genova Flood	Bisogno	Semplice	Bisogno	<a href="#">Copia la categoria</a>
Genova Flood	Centrale idroelettrica	Semplice	centrale idroelettrica	<a href="#">Copia la categoria</a>
Genova Flood	Colata di fango	Semplice	colata di fango	<a href="#">Copia la categoria</a>
Genova Flood	Deviazione	Semplice	deviazione	<a href="#">Copia la categoria</a>
Genova Flood	Fareggiano	Semplice	Fareggiano	<a href="#">Copia la categoria</a>
Genova Flood	Fiume d'acqua	Semplice	fiume d'acqua	<a href="#">Copia la categoria</a>
Genova Flood	Innegrato d'acqua, allagati	Semplice	allagato, innegrato d'acqua	<a href="#">Copia la categoria</a>

Showing 1 to 10 of 17 |  |

[Annulla](#)

## Step 4

### Visualizza la campagna (Campaign): Flood Florence

Sommario   Strumenti (Tools)   **Social Media**   Dizionario dei dati   Criticoflo   Analysis   Dati della campagna

Finestre del Social media   Scegliere un valore ▼

**Categorie**

Nome ↕	Descrizione ⇄	Parole	
Alluvione	Flood/fooding	allagamento alluvione	Elimina la categoria
Bilancio delle vittime	Death toll	bilancio delle vittime	Elimina la categoria

[Crea la categoria](#)   [Copia la categoria](#)

### 5.2.7.2 Results Portuguese

#### Step 1

#### Visualizar campanha: Ave Flood

[Sumário](#)
[Ferramentas](#)
[rede social](#)
[Dicionário de dados](#)
[Painel de controlo](#)
[Analysis](#)
[Dados da campanha](#)

Título: Ave Flood  
 Descrição: Flood risk mitigation flood response and flood recovery  
 Data Inicial: 03-01-2017  
 Data final: 30-12-2020  
 Facilitador: Peter Sonntagbauer  
 Iniciador: Peter Sonntagbauer  
 Membros da equipa: Susanne Sonntagbauer  
 objetivos: flood risk mitigation  
 Mostrar mapa  
 Encerrar campanha: [Remover campanha](#)  
[Editar](#)

#### Step 2

#### Visualizar campanha: Ave Flood

[Sumário](#)
[Ferramentas](#)
[rede social](#)
[Dicionário de dados](#)
[Painel de controlo](#)
[Analysis](#)
[Dados da campanha](#)

Janelas de rede social

**Categorias**

Nome	Descrição	Palavras
inundar	flood/flooding	inundar inundação

[Criar categoria](#)
[Copiar categoria](#)

#### Step 3

**Copy Category**

Título da campanha	Nome	Origem	Palavras	
Famalcas Floods	alagado	Simplex	alagado	<a href="#">Copiar categoria</a>
Famalcas Floods	avaria	Simplex	avaria	<a href="#">Copiar categoria</a>
Famalcas Floods	Ave	Simplex	Ave	<a href="#">Copiar categoria</a>
Famalcas Floods	baragem, dique	Simplex	baragem, dique	<a href="#">Copiar categoria</a>
Famalcas Floods	deslizamento de terras	Simplex	Deslizamento de terras, slide de lama	<a href="#">Copiar categoria</a>
Famalcas Floods	devastação	Simplex	devastação	<a href="#">Copiar categoria</a>
Famalcas Floods	doenças transmitidas pela água	Simplex	doenças transmitidas pela água	<a href="#">Copiar categoria</a>
Famalcas Floods	drainagem	Simplex	drainagem	<a href="#">Copiar categoria</a>
Famalcas Floods	em baixo da água	Simplex	em baixo da água	<a href="#">Copiar categoria</a>
Famalcas Floods	fluxo de água	Simplex	fluxo de água	<a href="#">Copiar categoria</a>

Showing 1 to 10 of 15

[Cancelar](#)

Step 4

### Visualizar campanha: Ave Flood

Sumário Ferramentas rede social Dicionário de dados Painel de controlo Analysis Dados da campanha

Janelas de rede social Escolha uma opção ▾

Categorias

Nome	Descrição	Palavras
Ave	Ave - river	Ave
inundar	food/flooding	inundar inundação

Criar categoria Copiar categoria

### 5.2.7.3 Results Romanian

#### Step 1

## Afișați campania: Bucharest Flood

rezumat | Ușelțe | Social Media | Dicționar de date | Bord | Analysis | Datele campaniei

Titlu	Bucharest Flood
Descriere	risk mitigation
Data de început	02.01.2017
Data de încheiere	23.12.2020
facilitator	Susanne Sonntagbauer
Inițiator	Peter Sonntagbauer
Membri echipei	Peter Sonntagbauer
Obiective	• reduce the risk

[Arată hartă](#)

#### Step 2

## Afișați campania: Bucharest Flood

rezumat | Ușelțe | Social Media | Dicționar de date | Bord | Analysis | Datele campaniei

Ferestre sociale media

**Categorii**

No Records Found

Name	Descriere
------	-----------



Step 3

Afișați campania: Flood Galati

Copy Category				
De campanie Titlu	Nume	Origine	Cuvinte	
Tulcea Flood	Alertă	Simplu	alertă	Copiază categoria
Tulcea Flood	Ajunecare de teren	Simplu	Ajunecare de teren	Copiază categoria
Tulcea Flood	Boli cu proveniență din mediu	Simplu	Boli cu proveniență din mediu	Copiază categoria
Tulcea Flood	Canalizare	Simplu	canalizare, itrenaj	Copiază categoria
Tulcea Flood	Curent de apă	Simplu	curent de apă	Copiază categoria
Tulcea Flood	Deversare	Simplu	deversare	Copiază categoria
Tulcea Flood	Dig, baraj	Simplu	baraj, dig	Copiază categoria
Tulcea Flood	Dunărea	Simplu	Delta Dunării, Dunărea	Copiază categoria
Tulcea Flood	Hydrocentrală	Simplu	hidrocentrală	Copiază categoria
Tulcea Flood	Inhalat cu apă	Simplu	Inhalat cu apă	Copiază categoria

Showing 1 to 10 of 17

[Actualizează](#)

Step 4

Afișați campania: Flood Galati

[Ințeles](#)
[Utilitate](#)
[Social Media](#)
[Discușii de stare](#)
[Flori](#)
[Analiză](#)
[Detalii campanii](#)

Ferestre sociale media

Categorii

Nume	Descriere	Cuvinte	
Curent de apă	Water flow	curent de apă	Ștergeți categoria

[Creează categoria](#)
[Copiază categoria](#)

### 5.2.7.4 Results Slovakian

#### Step 1

## Zobrazit' kampaň: Flood Devin

Zhrnutie   Nástroje   Sociálne médiá   Slovník dát   Dashboard   Analysis   Dáta

Titul	Flood Devin
Popis	Flood mitigation
Dátum spustenia	3.1.2017
Dátum ukončenia	23.12.2020
Sprostredkovateľ	peterbratislava ff
Iniciátor	peterbratislava ff
Členovia tímu	Tomas Koren
Ciele	* reduce flood disasters

Zobrazit' mapu

Ukončit' kampaň   Vamazať kampaň

[Upraviť](#)

#### Step 2

## Zobrazit' kampaň: Flood Devin

Zhrnutie   Nástroje   Sociálne médiá   Slovník dát   Dashboard   Analysis   Dáta

Otvorí sociálnych médií

### Kategórie

Neboľ nájdené žiadne záznamy

Meno	Popis
------	-------

[vytvoriť kategóriu](#)   [Copy Category](#)

### Step 3

Zobrazit kampaň: Flood Devín

Copy Category					
	Campaign Title	Word	Origin	Word	
OK	Autna	Eigentime	Simple	Eigentime	Copy Category
K	Autna	Gerardof	Simple	Gerardof	Copy Category
U	Bratislava Flood	Chovody praměňané vodou	Simple	Chovody praměňané vodou	Copy Category
M	Bratislava Flood	Ževotěšice	Simple	Ževotěšice	Copy Category
	Bratislava Flood	Ševín	Simple	Ševín, kúšat Dunaj a Morava	Copy Category
	Bratislava Flood	Ševín	Simple	Ševín	Copy Category
	Bratislava Flood	Janetěšice	Simple	Janetěšice, Janetěšice, Janěš, Janěš	Copy Category
	Bratislava Flood	Morava	Simple	Morava	Copy Category
	Bratislava Flood	Haravěšice vodou	Simple	Haravěšice vodou	Copy Category
	Bratislava Flood	ševín	Simple	ševín, jačat ševín, ukapit	Copy Category

Záznamy 1 až 10 z 22

Strana

### Step 4

Zobrazit kampaň: Flood Devín

Zhmatte | Kastroje | **Sociální média** | Slovník dat | Dashboard | Analysis | Data

Označ sociálních médií

Kategorie

Meno	Popis	Slova	
Morava	Moravia	Morava	Zmazať kategorii

vytvorit kategorii | Copy Category

### 5.2.7.5 Results Spanish

#### Step 1

## Ver campaña: Bilbao Floods (Euskara)

Summary | **Herramientas** | Redes Sociales | Diccionario de datos | Panel de control | Analysis | Datos de campaña

Título	Bilbao Floods (Euskara)
Descripción	The aim of this campaign is mitigation, preparedness, response and recovery of food disasters
Fecha de inicio	1/05/17
Fecha de fin	1/05/20
Facilitador	Peter Sonntagbauer
Iniciador	Peter Sonntagbauer
Miembros de equipo	
Objetivos	• Reduction of human and economic losses and economic consequences

Mostrar mapa

Elija campaña: Eliminar campaña

**Editar**

#### Step 2

## Ver campaña: Bilbao Floods (Euskara)

Summary | Herramientas | **Redes Sociales** | Diccionario de datos | Panel de control | Analysis | Datos de campaña

Ventanas de redes sociales:

### Categorías

No se encontraron registros

Nombre ↕	Descripción ↕
----------	---------------

**Crear categoría** **Copiar categoría**

Step 3

Ver campaña: Bilbao Floods (Euskara)

Copy Category				
Titulo de campaña	Nombre	Origen	Palabras	
Bilbao Floods (Spain)	Alerta	Simple	alerta	Copiar categoría
Bilbao Floods (Spain)	Alud de barro	Simple	alud de barro, alud, vado barro, avalancha de lodo, lerpots, lodes	Copiar categoría
Bilbao Floods (Spain)	sanitización drenaje	Simple	sanitización, drenaje	Copiar categoría
Bilbao Floods (Spain)	Central hidroeléctrica	Simple	central hidroeléctrica	Copiar categoría
Bilbao Floods (Spain)	Desajuste del agua	Simple	desajuste del agua	Copiar categoría
Bilbao Floods (Spain)	Desastación	Simple	desastación	Copiar categoría
Bilbao Floods (Spain)	dique	Simple	dique, presa	Copiar categoría
Bilbao Floods (Spain)	Embalse de río	Simple	embalse, embalse de río, represa, represar	Copiar categoría
Bilbao Floods (Spain)	Enfermedad transmitida por el	Simple	enfermedad transmitida por el agua	Copiar categoría
Bilbao Floods (Spain)	Fuente de agua	Simple	Fuente de agua	Copiar categoría

Mostrando de 1 a 10 de 10

Cancelar

Step 4

Ver campaña: Bilbao Floods (Euskara)

[Sumario](#)
[Herramientas](#)
[Redes Sociales](#)
[Diccionario de datos](#)
[Panel de control](#)
[Analysis](#)
[Datos de campaña](#)

Ventanas de redes sociales

Categorías

Nombre	Descripción	Palabras
dique	Damdike	dique presa

[Crear categoría](#)
[Copiar categoría](#)

### 5.2.8 Test Case – Create a map to collect georeferenced opinions

Create a map to collect georeferenced opinions	
<b>Test Type:</b>	Automated/Manual
<b>Status:</b>	Template
<b>Preconditions:</b>	<ul style="list-style-type: none"> <li>● PRE 2- Activated facilitator</li> <li>● PRE 12 – Created campaign</li> <li>● Facilitator already logged in</li> <li>● CAMPAIGN section already opened</li> <li>● Campaign list is shown</li> </ul>
<b>Steps to Complete:</b>	<ol style="list-style-type: none"> <li>1. Select a campaign by clicking the title of the campaign</li> <li>2. Click “Tools”</li> <li>3. Click “Add opinion map”</li> <li>4. Add opinion map credentials               <ul style="list-style-type: none"> <li>○ Name</li> <li>○ Description</li> <li>○ Select a region for the opinion which is inside of the predefined bounding box                   <ul style="list-style-type: none"> <li>● Input with draw mode or</li> <li>● With entering the coordinates on decimal degrees</li> </ul> </li> </ul> </li> <li>5. Preview the selected map</li> <li>6. Click “save”</li> </ol>
<b>Expected Outcome:</b>	<ol style="list-style-type: none"> <li>1. Overview of the campaign appears on the screen</li> <li>2. Overview of the tools is shown</li> <li>3. Window “Add opinion map” is shown</li> <li>4. -</li> <li>5. -</li> <li>6. Overview of the opinion map is shown</li> </ol>

## 5.2.9 Results – Create a map to collect georeferenced opinions

### 5.2.9.1 Results Italian

#### Step 1

## Visualizza la campagna (Campaign): Flood Bisagne

Sommario Strumenti (Tools) Social Media Dizionario dei dati Cruscotto Analysis Dati della campagna

Titolo	Flood Bisagne
Descrizione	Risk mitigation
Data di inizio	02/01/17
Data di fine	29/12/20
Facilitatore	nome e cognome: Peter sonntagbauer
Promotore	nome e cognome: Peter sonntagbauer
Membrri del gruppo	nome e cognome: Susanne Sonntagbauer
Obiettivi	« mitigate the flood risk of the Bisagne

Mostra la mappa

Chiudi la campagna Elimina la campagna

[Modifica](#)

#### Step 2

## Visualizza la campagna (Campaign): Flood Bisagne

Sommario Strumenti (Tools) Social Media Dizionario dei dati Cruscotto Analysis Dati della campagna

### Titolo della mappa opinioni archiviate

Nome	Creation date	Azioni
Map Genova Flooding Area	2017-12-04 20:29	Elimina

«< < | > >>

Aggiungi un'Opinion Map

### Questionari

Nome	Creation date	Azioni
------	---------------	--------

«< < | > >>

Aggiungi un Questionario



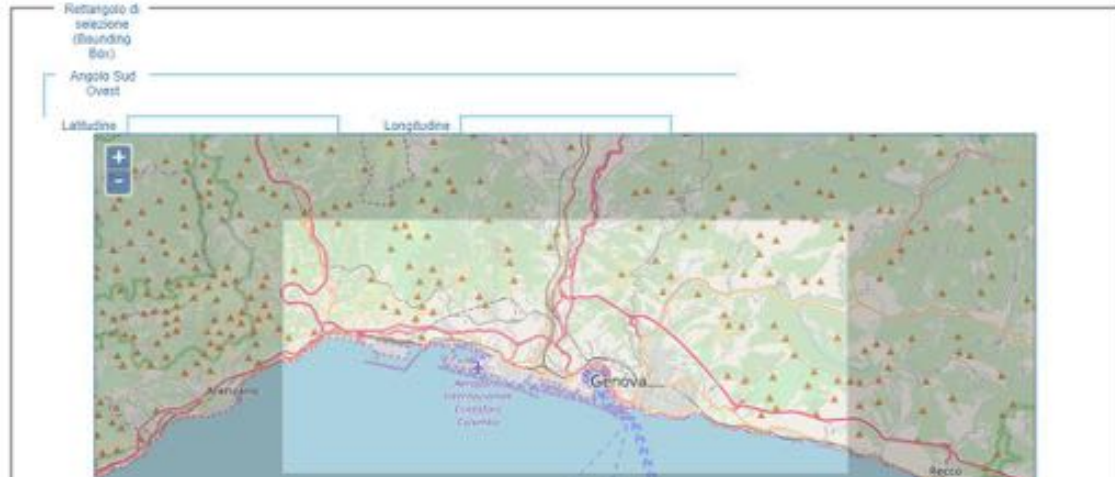
### Step 3

#### Crea un'Opinion Map

Nome

Descrizione

Il sistema di coordinate di riferimento è il WGS84. Inserisci le coordinate in gradi decimali.



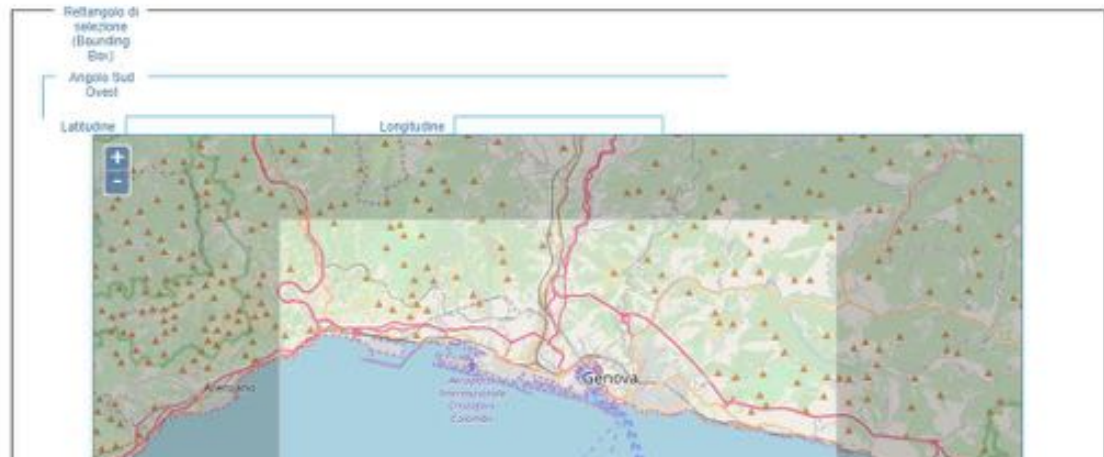
### Step 4 and 5

#### Crea un'Opinion Map

Nome

Descrizione

Il sistema di coordinate di riferimento è il WGS84. Inserisci le coordinate in gradi decimali.





Step 6

## Visualizza l'Opinion Map

### Impostazioni

**Nome** Map Genova Flooding Area  
**Descrizione** The map shows the area which could be threatened by floods.  
**Creation date** 2017-12-04  
**Stato di blocco**

Una mappa bloccata impedisce agli utenti di aggiungere, modificare o eliminare opinioni.  
**Autenticazione**

Autenticazione richiesta / non richiesta.  
**Visibilità**

Gli utenti possono vedere tutte le opinioni, solo le loro opinioni o nessuna opinione.  
**Disponibilità**

Le mappe in linea (on-line) sono visibili a tutti gli utenti, mentre le mappe fuori linea (off-line) sono invisibili.

Utente	Leggi tutte le opinioni	Leggi la mia opinione	Aggiungi/modifica/elimina la mia opinione
Anonimo	✔	✔	✘
Utente registrato	✔	✔	✔

### Rappresentazioni

#### Modificabile

Integra la mappa modificabile nel tuo CMS, blog o altra pagina web. Le persone possono esprimere le proprie opinioni sulla mappa modificabile mettendo delle "punte" nella posizione appropriata.

<https://socialmedia.celent.it/fupol-client/editableOpinions/80243252>



[Genera e-Mail...](#)  
[Esempio di codice](#)

#### Sola lettura

Integra la mappa di sola lettura nel tuo CMS, blog o altra pagina web oppure invialo via e-mail. La mappa di sola lettura mostra lo stato attuale del processo di raccolta delle opinioni e non può essere modificata.

<https://socialmedia.celent.it/fupol-client/readOnlyOpinions/80243252>



[Genera e-Mail...](#)  
[Esempio di codice](#)

## 5.2.9.2 Results Portuguese

### Step 1

## Visualizar campanha: Famalicao Floods

Sumário Ferramentas rede social Dicionário de dados Painel de controlo Analysis Dados da campanha

Título	Famalicao Floods
Descrição	mitigation, preparedness, response and recovery of flood disasters
Data inicial	01-06-2017
Data final	01-06-2020
Facilitador	Peter Sonntagbauer
Iniciador	Peter Sonntagbauer
Membros da equipa	
Objetivos	« Reduction of human and economic losses and economic consequences

[Mostrar mapa](#)

### Step 2

## Visualizar campanha: Famalicao Floods

Sumário Ferramentas rede social Dicionário de dados Painel de controlo Analysis Dados da campanha

### Mapas de Opinião

Nome	Data de Criação	Ações
------	-----------------	-------

Adicionar Mapa de Opinião

### Questionários

Nome	Data de Criação	Ações
------	-----------------	-------

Adicionar questionário

### Step 3

#### Criar Mapa de Opinião

Nome:

Descrição:

© 2018 de todos los derechos reservados. Todos los derechos reservados.



### Step 4 and 5

#### Criar Mapa de Opinião

Nome:

Descrição:

© 2018 de todos los derechos reservados. Todos los derechos reservados.



## Step 6

### Vizualizar mapa de opinião

#### Definições

Nome: Map Farnalicao Flooding Area  
 Descrição: The map shows the area which could be threatened by floods  
 Data de Criação: 2018-01-17  
 Estado de bloqueio:    
 Um mapa bloqueado impede utilizadores de adicionar, editar ou excluir opiniões.  
 Autenticação:    
 Autenticação necessária / não necessária.  
 Visibilidade:     
 Os utilizadores podem ver todas as opiniões, apenas suas próprias opiniões ou nenhuma opinião.  
 disponibilidade:    
 Os mapas on-line são visíveis para todos os utilizadores, enquanto os mapas offline são invisíveis.

utilizador	Ler todas as opiniões	Ler as minhas opiniões	Adicionar/editar/apagar minha opinião
Anónimo	✔	✔	✘
Utilizador logado	✔	✔	✔

#### Representações

##### Editável

<https://socialmedia.celent.at/fupol-client/editableOpinions/1112950>



[Gerar email](#)  
[Exemplo de código](#)

##### Somente de Leitura

<https://socialmedia.celent.at/fupol-client/readOnlyOpinions/1112950>



[Gerar email](#)  
[Exemplo de código](#)

#### Conteúdo (somente leitura)

### 5.2.9.3 Results Romanian

#### Step 1

## Afișați campania: Bucharest Flood

rezumat **Unelte** Social Media Dicționar de date Bored Analysis Datele campaniei

Titlu	Bucharest Flood
Descriere	risk mitigation
Data de început	02.01.2017
Data de încheiere	23.12.2020
facilitator	Susanne Sonntagbauer
Inițiator	Peter Sonntagbauer
Membri echipei	Peter Sonntagbauer
Obiective	• reduce the risk

Arată hartă

Închideți campania Ștergeți campania

**Editați** | +

#### Step 2

## Afișați campania: Bucharest Flood

rezumat **Unelte** Social Media Dicționar de date Bored Analysis Datele campaniei

### Opinia hărților

Nume	Data creării	acțiuni
------	--------------	---------

« « « » » »

Adăugați hartă de opinie

### chestionare

Nume	Data creării	acțiuni
------	--------------	---------

« « « » » »

Adăugați un chestionar



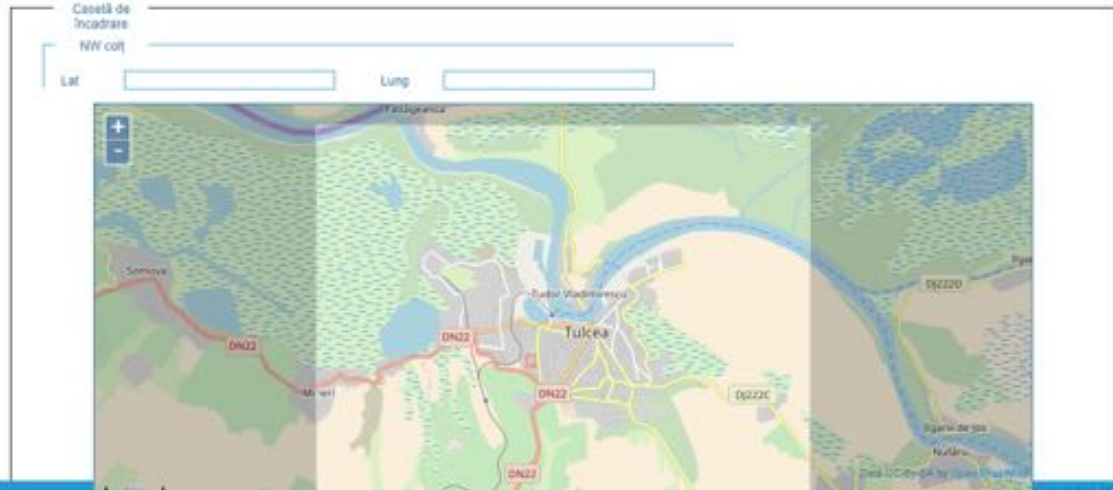
### Step 3

#### Creați harta Opiniei

Nume

Descriere

Sistemul de referință al coordonatelor este WGS84. Introduceți coordonatele în grade zecimale.



### Step 4 and 5

#### Creați harta Opiniei

Nume

Descriere

Sistemul de referință al coordonatelor este WGS84. Introduceți coordonatele în grade zecimale.



Step 6

## Vizualizați harta de opinii

### Setări

**Nume** Areas at risk of being flooded  
**Descriere** The map shows the region threatened by floods  
**Data creării** 2017-12-05  
**Starea de blocare**  descuiat  blocat  
**Autentificare**  nu este necesar  necesar  
O hartă încuiată împiedică utilizatorii să adauge, să editeze sau să ștergă opinii.  
**Vizibilitate**  toate  mele  nici unul  
Autentificare cerută / obligatorie.  
**Disponibilitate**  pe net  deconectat  
Utilizatorii pot vedea toate opiniile, doar opiniile lor sau nici o opinie.  
Hărțile offline sunt vizibile pentru toți utilizatorii, iar hărțile online sunt invizibile.

Utilizator	Colectează toate opiniile	Citește opiniile mele	Adăugate / editate / șterse opinia mea
Anonim	<input checked="" type="checkbox"/>	<input checked="" type="checkbox"/>	<input type="checkbox"/>
Utilizator conectat	<input checked="" type="checkbox"/>	<input checked="" type="checkbox"/>	<input checked="" type="checkbox"/>

### Reprezentanțe

#### Editabil

Integrezi harta editabilă în CMS, pe blog sau pe altă pagină web. Oamenii își pot exprima opiniile pe hărțile editabile prin setarea pinilor la poziția corespunzătoare.

<https://socialmedia.celent.at/fupol-client/editableOpinions/80243254>



[Generați e-mail ...](#)  
[Exemplu de cod](#)

#### Numai citire

Integrezi harta cu citire numai în CMS, blog sau altă pagină web sau trimiteți-o prin e-mail. Hartă numai pentru citire arată starea actuală a procesului de colectare a opiniilor și nu poate fi editat.

<https://socialmedia.celent.at/fupol-client/readOnlyOpinions/80243254>



[Generați e-mail ...](#)  
[Exemplu de cod](#)

#### Conținut (numai pentru citire)

### 5.2.9.4 Results Slovakian

#### Step 1

## Zobraziť kampaň: Testing 4

Zhrnutie   Nástroje   Sociálne médiá   Slovník dát   Dashboard   Analysis   Dáta

Titul	Testing 4
Popis	test
Dátum spustenia	5.12.2017
Dátum ukončenia	31.12.2017
Sprostredkovateľ	Tomas Koren
Iniciátor	peterbratislava ff
Členovia tímu	Katarína Vargova
Ciele	• test functionality

Zobraziť mapu

Ukončiť kampaň   Vamazať kampaň

**Upraviť**

#### Step 2, 3 and 4

### Vytvoriť mienkovú mapu

meno

Popis

Referenčný systém koordinátov je WGS84. Zadáajte prosím koordináty v desiatinnych miestach.

Bounding Box

SZ roh

zem.šírka    zem.dĺžka

Data CC-BY-SA by OpenStreetMap

16.91308, 48.23852



## Step 5

### Vytvoriť mienkovú mapu

meno

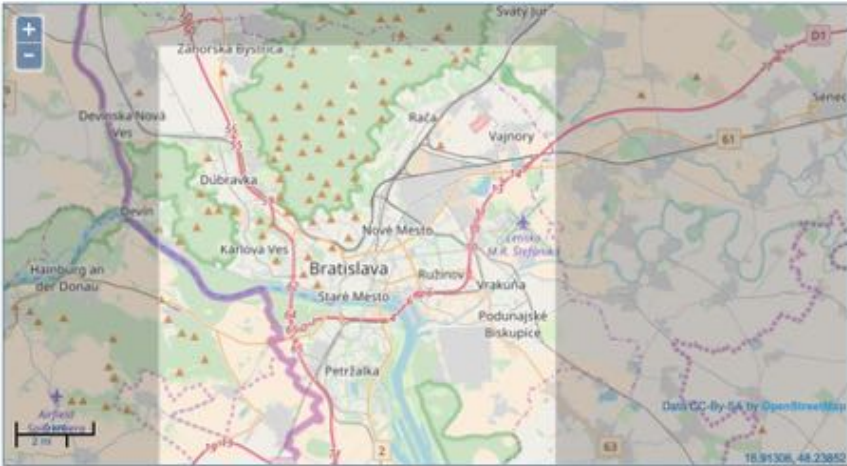
Popis

Referenčný systém koordinátov je WGS84. Zadájte prosím koordináty v desiatinných miestach.

Bounding Box

ŠZ roh

zem.šírka  zem.dĺžka



## Step 6

### Zobraziť mienkovú mapu

#### Nastavenia

meno Bratislava

Popis test

Dátum 2017-12-05

Stav uzamknutia

Zamknutá mapa neumožňuje užívateľom pridávať, editovať či mazať

Autentifikácia

Autentifikácia vyžadovaná/nevyžadovaná.

Vizibilita

Užívateľia môžu vidieť buď všetky mienky, iba ich vlastné mienky alebo žiadne mienky.

Dostupnosť

Online mapy sa zobrazujú všetkým užívateľom, kým offline mapy nie sú viditeľné

Užívateľ	Čítať všetky mienky	%Čítať moje mienky	Pridať/editovať/vymazať moje mienky
Anonymne	✓	✓	✗
Užívateľ	✓	✓	✓

#### Reprezentácie

##### Editovateľná

Integrujte editovateľnú mapu do Vášho CMS, blogu alebo inej webovej stránky. Očíska môžu vyjadriť svoje názory na editovateľnej mape pomocou vkládania odkazov na vhodné pozície.

##### Read Only

Integrujte tzv. read-only mapu do Vášho CMS, blogu alebo inej webovej stránky alebo pošlite ju emailom. Read-only mapy zobrazujú súčasný stav procesu zberu mienok a nie sú editovateľné.

## Reprezentácie

### Editovateľná

Integrujte editovateľnú mapu do Vašho CMS, blogu alebo inej webspôrky. Občania môžu vyjadriť svoje názory na editovateľnej mape pomocou vkladania odkazov na vhodné pozície.

<https://socialmedia.celient.at/fupol-client/editableOpinions/80243255>



[Generovať email...](#)

[Príklad kódu](#)

### Read Only

Integrujte tzv. read-only mapu do Vašho CMS, blogu alebo inej webspôrky alebo pošlite ju emailom. Read-only mapy zobrazujú súčasný stav procesu zberu mienok a nie sú editovateľné.

<https://socialmedia.celient.at/fupol-client/readOnlyOpinions/80243255>



[Generovať email...](#)

[Príklad kódu](#)

### Obsah (Read only)



### 5.2.9.5 Results Spanish

#### Step 1

## Ver campaña: Bilbao Floods (Spain)

Summary | Herramientas | Redes Sociales | Diccionario de datos | Panel de control | Analysis | Datos de campaña

Título	Bilbao Floods (Spain)
Descripción	The aim of this campaign is mitigation, preparedness, response and recovery of flood disasters.
Fecha de inicio	1/05/17
Fecha de fin	31/07/17
Facilitador	Peter Sonntagbauer
Iniciador	Peter Sonntagbauer
Miembros de equipo	
Objetivos	• Reduction of human and economic losses and economic consequences

Mostrar mapa

#### Step 2

## Ver campaña: Bilbao Floods (Spain)

Summary | Herramientas | Redes Sociales | Diccionario de datos | Panel de control | Analysis | Datos de campaña

### Mapas de opinión

Nombre	Fecha de creación	Acciones
[Mapa de opinión]		

Añade mapa de opinión

### Questionarios

Nombre	Fecha de creación	Acciones
[Questionario]		

Añade cuestionario

### Step 3

#### Crear mapa de opinión



### Step 4 and 5

#### Crear mapa de opinión



Step 6

## Ver mapa de opinión

### Preferencias

Nombre: **Map Bilbao Flooding Area**  
 Descripción: **The map shows the area threatened by floods**  
 Fecha de creación: **2018-01-25**  
 Estado de bloqueo: **Desbloqueado** **Bloqueado**

Un mapa bloqueado evita que los usuarios puedan añadir, editar o eliminar.

Autenticación: **No requerido** **requerido**

Autenticación: **requerido** **No requerido**

Visibilidad: **todas** **privadas** **ninguna**

Los usuarios pueden ver todas las opiniones, solo sus propias opiniones, o ninguna opinión.

Disponibilidad: **en línea** **Fuera de línea**

Un mapa en línea se ve online por todos los usuarios, mientras que los mapas fuera de línea son locales.

Usuario	Leer todas las opiniones	Leer mis opiniones	Añadir/Editar/Eliminar mi opinión
Auténtico	✓	✓	✗
Usuario registrado	✓	✓	✓

### Representaciones

#### Editable

Integra el mapa editable en su CMS, blog u otro página web. La gente puede mejorar sus opiniones en el mapa editable estableciendo que en su próximo situación.

<https://socialmedia.celent.es/flood/ent/editableOpinions/1230050>



Generar HTML

Ejemplo de código

#### Solo lectura

Integra el mapa de solo lectura en su CMS, blog u otra página, o envíelo por email. El mapa de solo lectura muestra el estado actual del proceso de recuperación de opiniones, y no puede ser editado.

<https://socialmedia.celent.es/flood/ent/headOnlyOpinions/1230050>



Generar HTML

Ejemplo de código

Contenido (solo lectura)





**5.2.10 Test Case – Add an opinion on an Opinion Map**

Authenticate using Twitter Account	
<b>Test Type:</b>	Automated/Manual
<b>Status:</b>	Template
<b>Preconditions:</b>	<ul style="list-style-type: none"> <li>• PRE 13- Created Opinion Map</li> </ul>
<b>Steps to Complete:</b>	<ol style="list-style-type: none"> <li>1. Open published Opinion Map (URL is shown on the Opinion Map page).</li> <li>2. Click on the Twitter logo to sign using a Twitter Account.</li> <li>3. Enter Twitter credentials and click sign in.</li> <li>4. Right click in the area of the Opinion Map.</li> <li>5. Enter opinion and click “save”.</li> </ol>
<b>Expected Outcome:</b>	<ol style="list-style-type: none"> <li>1. Opinion Map is shown.</li> <li>2. Page redirects to Twitter.</li> <li>3. Twitter redirects to the FLOOD-serv-client page.</li> <li>4. Popup appears with the possibility of entering an opinion.</li> <li>5. A blue sticker is shown.</li> </ol>

## 5.2.11 Results – Add an opinion on an Opinion Map

### 5.2.11.1 Results Italian

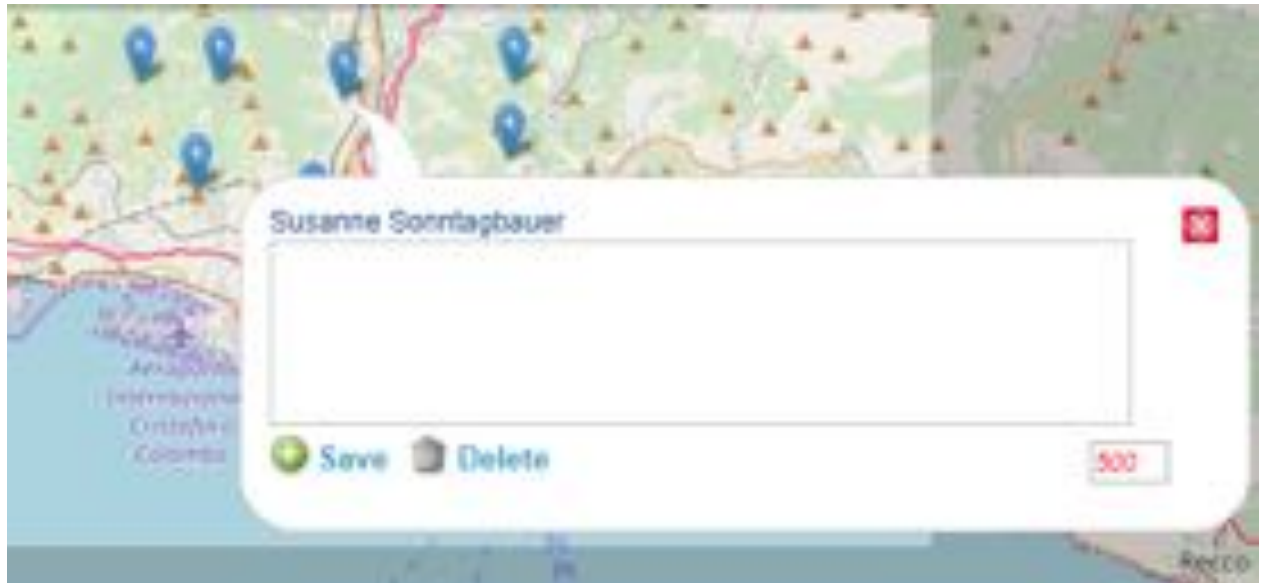
#### Step 1



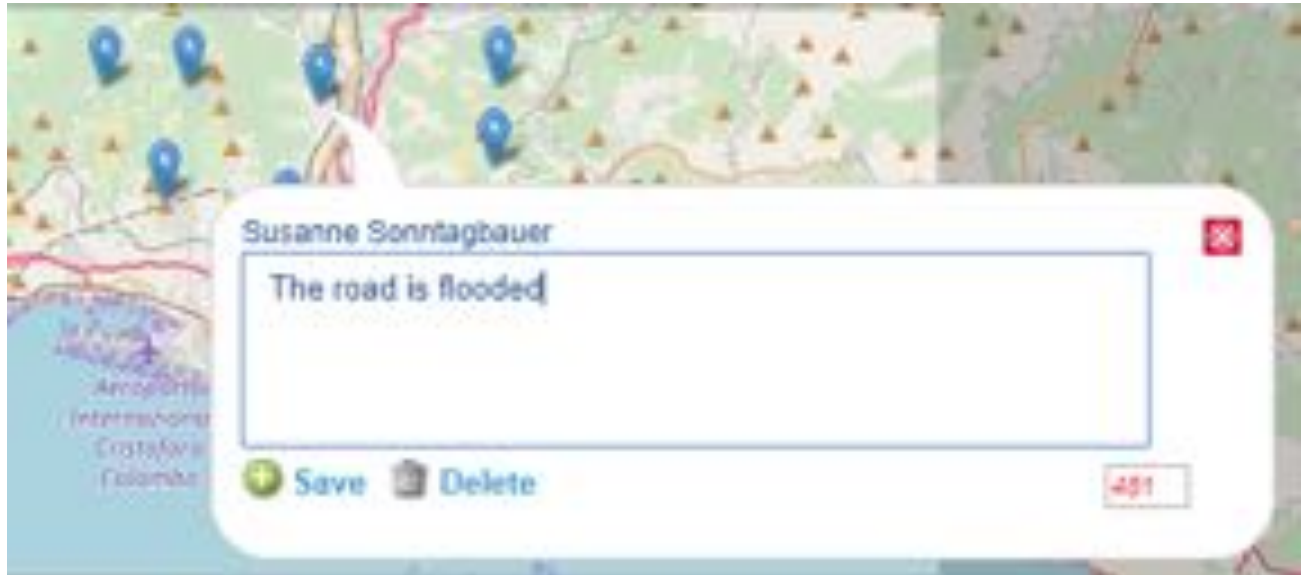
#### Step 2



Step 3

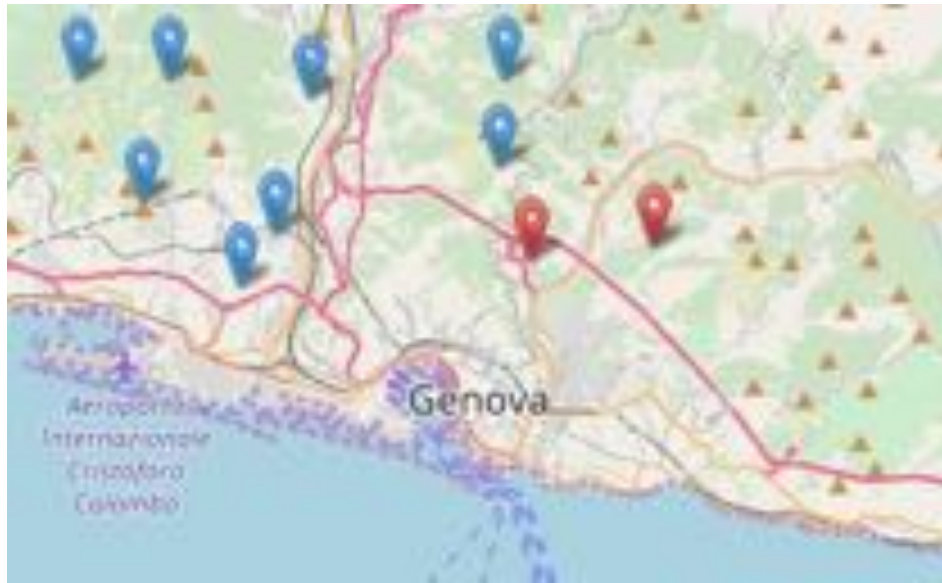


Step 4





**Step 5**



### 5.2.11.2 Results Portuguese

#### Step 1



#### Step 2

**Autorizar Fupol-Demo para usar sua conta?**

Nome de usuário ou e-mail

Senha

Lembrar-me - Esqueceu sua senha?

**Entrar** Cancelar

**Este aplicativo poderá:**

- Ler Tweets na sua timeline.
- Ver quem você segue.

### Step 3

Você está logado como Susanne Sonntagbauer Logout

Add your opinion by clicking at the designated place on the map.

As minhas opiniões Opiniões de outras pessoas

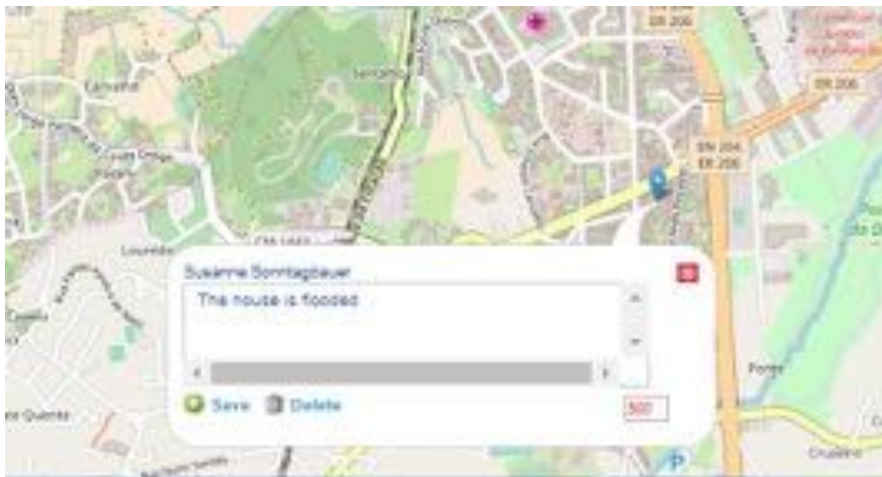


### Step 4

Você está logado como Susanne Sonntagbauer Logout

Add your opinion by clicking at the designated place on the map.

As minhas opiniões Opiniões de outras pessoas



### 5.2.11.3 Results Romanian

#### Step 1



#### Step 2

- Login via twitter

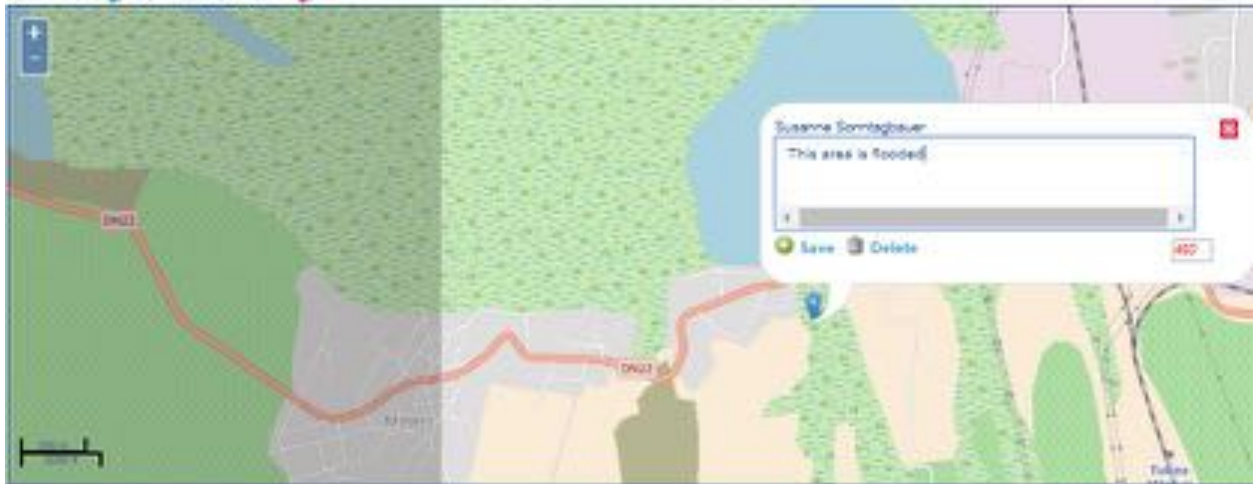
#### Step 3





### Step 4

Sunteți conectat (ă) ca Susanne Sonntagbauer Logout  
Add your opinion by clicking at the designated place on the map.  
Opiniile mele Opiniile altor persoane



### Step 5

Sunteți conectat (ă) ca Susanne Sonntagbauer Logout  
Add your opinion by clicking at the designated place on the map.  
Opiniile mele Opiniile altor persoane



### 5.2.11.4 Results Slovakian

#### Step 1

Ste prihlásený ako Susanne Sonntagbauer | [Logout](#)  
Add your opinion by clicking at the designated place on the map.  
Moja mapky [Mienky iných ľudí](#)



#### Step 2

- Login via Twitter

#### Step 3



Ste prihlásený ako Susanne Sonntagbauer | [Logout](#)  
Add your opinion by clicking at the designated place on the map.  
Moja mapky [Mienky iných ľudí](#)



### Step 4

Ste prihlásený ako Susanne Sonntagbauer Logout

Add your opinion by clicking at the designated place on the map

Moje miesta  Miesto iných ľudí 



### Step 5

Ste prihlásený ako Susanne Sonntagbauer Logout

Add your opinion by clicking at the designated place on the map

Moje miesta  Miesto iných ľudí 





### 5.2.11.5 Results Spanish

#### Step 1

Señal rotada como Susanne Sonntagbauer [Logout](#)

Add your opinion by voting at the designated place on the map

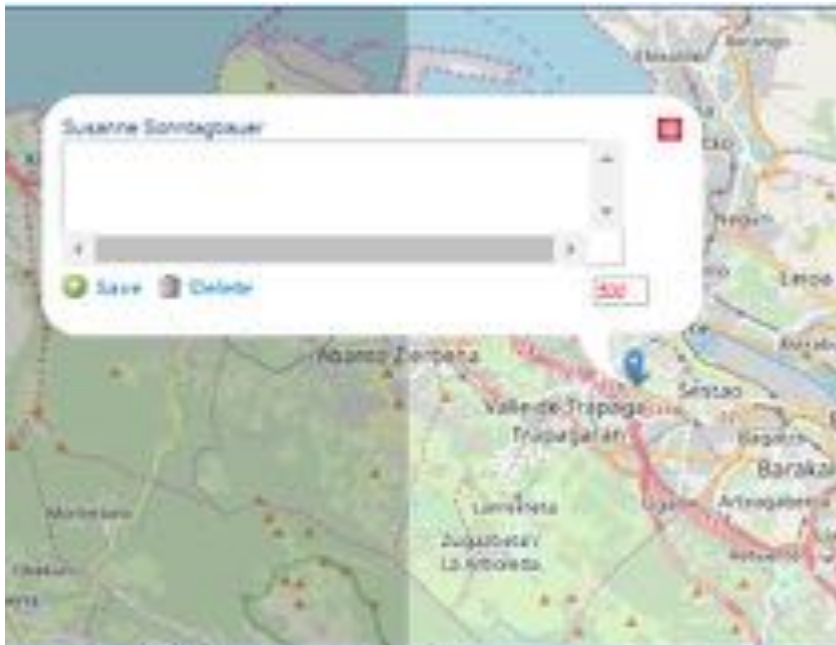
Mis opiniones [Las opiniones de otras personas](#)



#### Step 2

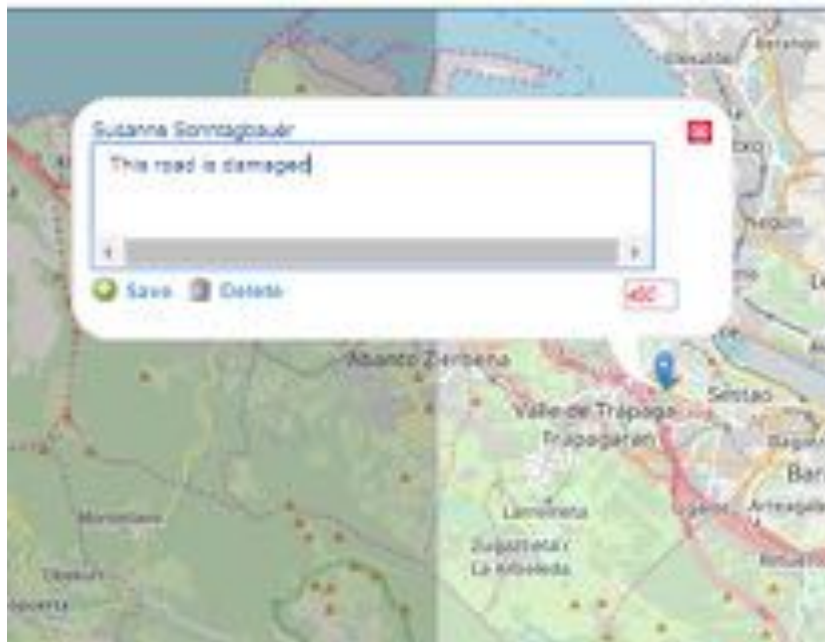
- Login via Twitter

#### Step 3





**Step 4**



**Step 5**



### 5.2.12 Test Case – Campaign list – all campaigns

Campaign list - all campaigns	
<b>Test Type:</b>	Automated/Manual
<b>Status:</b>	Template
<b>Preconditions:</b>	<ul style="list-style-type: none"> <li>• PRE 12 - Created Campaign -&gt; campaign A</li> <li>• PRE 12 - Created Campaign -&gt; campaign B</li> <li>• PRE 2 - Activated Facilitator</li> <li>• PRE 3 - Activated User</li> <li>• PRE 11 - Activated Communicator</li> <li>• facilitator already logged in</li> <li>• facilitator is team member of campaign A</li> <li>• CAMPAIGNS section already opened</li> </ul>
<b>Steps to complete:</b>	1. click „show campaign list“
<b>Expected Outcome:</b>	1. list of campaigns is shown

## 5.2.13 Results Campaign list - all campaigns

### 5.2.13.1 Results Italian

#### Step 1

#### Mostra l'elenco delle campagne

Stato	Titolo	Data d'inizio	Data di fine	Promotore	Facilitatore	Classificatore	Azioni
	Flood Florence	2017-01-02	2020-12-31	nome e cognome: Peter sonntagbauer	nome e cognome: Peter sonntagbauer	Semplice	
	Genova Flood	2017-05-27	2020-05-31	nome e cognome: Peter sonntagbauer	nome e cognome: Peter sonntagbauer	Semplice	
Aggiungi una campagna							

### 5.2.13.2 Results Portuguese

#### Step 1

View the campaign list

state	Title	Initial date	Final date	Initiator	Facilitator	Categorizer	Actions
	Flood Bird	2017-01-03	2020-12-30	Peter Sonntagbauer	Peter Sonntagbauer	Simple	To edit
	Famalicao Floods	2017-06-01	2020-06-01	Peter Sonntagbauer	Peter Sonntagbauer	Simple	To edit

Add campaign

### 5.2.13.3 Results Romanian

#### Step 1

#### Afișați lista de campanii

toate campaniile    campaniile mele

stare	Titlu	Data de început	Data de încheiere	Inițiator	facilitator	Categorizer	acțiuni
	Flood Gates	2017-01-03	2020-11-20	Peter Sonntagbauer	Susanne Sonntagbauer	Simplu	Editați   +
	Tulcea Flood	2017-06-01	2020-06-01	Peter Sonntagbauer	Peter Sonntagbauer	Simplu	

Adăugați o campanie

### 5.2.13.4 Results Slovakian

#### Zobraziť kampane

Všetky kampane Moje kampane

Stav	Názov	Dátum začatia	Dátum ukončenia	Iniciátor	Sprostredkovateľ	Categorizár	Akcie
	Testing 1	2017-11-27	2017-12-31	peterbratislava ff	Tomas Koren	Simple	
	Testing 4	2017-12-05	2017-12-31	peterbratislava ff	Tomas Koren	Simple	editovať
	Testing 3	2017-11-27	2017-12-31	peterbratislava ff	Tomas Koren	Simple	editovať
	Testing 2	2017-11-27	2017-12-31	peterbratislava ff	Tomas Koren	Simple	editovať
	Austria	2017-09-01		peterbratislava ff	peterbratislava ff	Simple	
	Bratislava Flood	2017-06-01	2020-06-01	peterbratislava ff	peterbratislava ff	Simple	

Pridať kampaň

### 5.2.13.5 Results Spanish

#### Step 1

##### Mostrar lista de campañas

[todas las campañas](#) [mis campañas](#)

Estado	Título	Fecha de inicio	Fecha de fin	Inicializador	Facilitador	Categorizador	Acciones
	Flood Nervion	2017-01-02	2020-12-23	Susanne Sonntagbauer	Susanne Sonntagbauer	Simple	<a href="#">editar</a>
	Bilbao Floods (Euskara)	2017-06-01	2020-06-01	Peter Sonntagbauer	Peter Sonntagbauer	Simple	
	Bilbao Floods (Spain)	2017-05-01	2017-07-31	Peter Sonntagbauer	Peter Sonntagbauer	Simple	

[+ Añadir campaña](#)

5.2.14 Test Case - Close campaign

Close campaign	
<b>Test Type:</b>	Automated
<b>Status:</b>	Template
<b>Preconditions:</b>	<ul style="list-style-type: none"> <li>• PRE 12 - Created Campaign</li> <li>• Facilitator already logged in</li> <li>• CAMPAIGN section already opened</li> <li>• Campaign list is shown</li> </ul>
<b>Steps to complete:</b>	<ol style="list-style-type: none"> <li>1. click on the campaign's title to get to the detail page</li> <li>2. click close campaign</li> <li>3. fill out result description</li> <li>4. fill out Achieved %</li> <li>5. click save</li> <li>6. confirm with Yes</li> </ol>
<b>Expected outcome:</b>	<ol style="list-style-type: none"> <li>1. detail page is shown</li> <li>2. following labels with its data are shown               <ul style="list-style-type: none"> <li>○ Title</li> <li>○ Description</li> <li>○ Start date</li> <li>○ End date</li> <li>○ Initiator</li> <li>○ Team members</li> <li>○ goals</li> </ul> </li> <li>3. -</li> <li>4. -</li> <li>5. confirmation dialog is shown</li> <li>6. confirmation dialog closes and the campaign list is loaded; furthermore the icon switches to the campaign closed symbol (clock with red cross in the right lower corner). The campaign can no longer be modified.</li> </ol>



## 5.2.15 Results – Close campaign

### 5.2.15.1 Results Italian

#### Step 1

### Visualizza la campagna (Campaign): Flood Florence

Sommario Strumenti (Tools) Social Media Dizionario dei dati Cruscotto Analysis Deti della campagna

Titolo	Flood Florence
Descrizione	Flood mitigation flood response and flood recovery
Data di inizio	02/01/17
Data di fine	31/12/20
Facilitatore	nome e cognome: Peter sonntagbauer
Promotore	nome e cognome: Peter sonntagbauer
Membri del gruppo	nome e cognome: Susanne Sonntagbauer      nome e cognome: Susanne Sonntagbauer nome e cognome: Susanne Sonntagbauer
Obiettivi	• flood risk mitigation

Mostra la mappa

Chiudi la campagna    Elimina la campagna

[Modifica](#)

#### Step 2

### Chiudi la campagna

Titolo	Flood Florence
Descrizione	Flood mitigation flood response and flood recovery
Data di inizio	02/01/17
Data di fine	31/12/20
Promotore	paBenigenova
Membri del gruppo	• susannedm • susannafac • susannegenovaf

Descrizione del risultato

Obiettivi

• flood risk mitigation

• % raggiunta

[Salva](#)    [Annulla](#)

Step 3 and step 4

### Chiudi la campagna

Titolo	Flood Florence
Descrizione	Flood mitigation flood response and flood recovery
Data di inizio	02/01/17
Data di fine	31/12/20
Promotore	petergenova
Membr del gruppo	<ul style="list-style-type: none"><li>• susannefac</li><li>• susannedm</li><li>• susannegenova1</li></ul>

Descrizione del risultato: The campaign has been closed in order to provide an example for the testing issue "Close campaign"

Obiettivi

food risk mitigation

- % raggiunta

Step 5

### Chiudi la campagna

Titolo	Flood Florence
Descrizione	Flood mitigation flood response and flood recovery
Data di inizio	02/01/17
Data di fine	31/12/20
Promotore	petergenova
Membr del gruppo	<ul style="list-style-type: none"><li>• susannefac</li><li>• susannedm</li><li>• susannegenova1</li></ul>

Descrizione del risultato: The campaign has been closed in order to provide an example for the testing issue "Close campaign"

Obiettivi

food risk mitigation

- % raggiunta

**Sei sicuro di voler chiudere la campagna?**

### Step 6

#### Mostra l'elenco delle campagne

Tutte le campagne Le mie campagne

Stato	Titolo	Data d'inizio	Data di fine	Promotore	Facilitatore	Classificatore	Azioni
	Flood Florence	2017-01-02	2020-12-31	nome e cognome: Peter sonntagbauer	nome e cognome: Peter sonntagbauer	Semplice	
	Genova Flood	2017-05-27	2020-05-31	nome e cognome: Peter sonntagbauer	nome e cognome: Peter sonntagbauer	Semplice	<a href="#">Modifica</a>

Aggiungi una campagna

### 5.2.15.2 Results Portuguese

#### Step 1

## Visualizar campanha: Ave Flood

Sumário Ferramentas rede social Dicionário de dados Panel de controle Analysis Dados da campanha

Título	Ave Flood
Descrição	Flood risk mitigation flood response and flood recovery
Data inicial	03-01-2017
Data final	30-12-2020
Facilitador	Peter Sonntagbauer
Iniciador	Peter Sonntagbauer
Membros da equipa	Susanne Sonntagbauer
Objetivos	• flood risk mitigation

Mostrar mapa

Esconder campanha Remover campanha

[Editar](#)

#### Step 2

## Campanha fechada

Título	Ave Flood
Descrição	Flood risk mitigation flood response and flood recovery
Data inicial	03-01-2017
Data final	30-12-2020
Objetivos	• peterfama1ca0
Membros da equipa	• susannefama1ca0m1x

Resultados

Objetivos

• flood risk mitigation

• Realizado %

[Salvar](#) [Cancelar](#)

Step 3 and 4

## Campanha fechada

Título Ave Flood  
Descrição Flood risk mitigation flood response and food recovery  
Data Inicial 03-01-2017  
Data final 30-12-2020  
Objetivos peterfamaliao  
Membros da equipa peterfamaliao e susannefamaliao

Resultados 

The campaign has been closed in order to provide an example for the testing issue "Close campaign"

Objetivos  
food risk mitigation  
Realizado %

Step 5

✕

**i** Deseja realmente fechar a campanha?

Step 6

Ver a lista de campanha

							Todas as campanhas	As minhas campanhas
Estado	Título	Data Inicial	Data Final	Iniciador	Facilitador	Categorizador	Ações	
	Ave Flood	2017-01-03	2020-12-30	Peter Sonntagbauer	Peter Sonntagbauer	Simplex		
	Famaliao Floods	2017-06-01	2020-06-01	Peter Sonntagbauer	Peter Sonntagbauer	Simplex	Editar	

Adicionar campanha

### 5.2.15.3 Results Romanian

#### Step 1

## Afișați campania: Flood Galati

rezumat | **Unelte** | Social Media | Dicționar de date | Bord | Analysis | Datele campaniei

Titlu	Flood Galati	
Descriere	food risk mitigation food response and food recovery	
Data de început	03.01.2017	
Data de încheiere	20.11.2020	
facilitator	Susanne Sonntagbauer	
Inițiator	Peter Sonntagbauer	
Membri echipa	Peter Sonntagbauer	Susanne Sonntagbauer
Obiective	• food risk mitigation	

[Arată hartă](#)

[Închideți campania](#) [Ștergeți campania](#)

[Editați](#) | <

#### Step 2

## Închideți campania

Titlu	Flood Galati
Descriere	food risk mitigation food response and food recovery
Data de început	03.01.2017
Data de încheiere	20.11.2020
Inițiator	petertulcea
Membri echipa	• petertulcea • susannatulcea@ac

Rezultatul descrierii

Obiective

• food risk mitigation

• Realizat%

[Salvați](#) [Anulare](#)

Step 3 and 4

## Închideți campania

Titlu Flood Galati  
Descriere food risk mitigation food response and flood recovery  
Data de început 03.01.2017  
Data de încheiere 20.11.2020  
Inițiator petefulcea  
Membrii echipei

- petefulcea
- susanpetulcea@fac

Rezultatul descrierii The campaign has been closed in order to provide an example for the testing activities.

Obiective

food risk mitigation  
Realizat%  
70%

Salvați Anulare

Step 5

## Închideți campania

Titlu Flood Galati  
Descriere food r  
Data de început 03.01.2  
Data de încheiere 20.11.2  
Inițiator petefu  
Membrii echipei

Rezultatul descrierii The campaign has been closed in order to provide an example for the testing activities.

Obiective  
food risk mitigation  
Realizat%  
70

Salvați Anulare

Chiar vrei să închezi campania?

Yes No

### Step 6

#### Afișați lista de campanii

toate campaniile							campaniile mele
stare	Titlu	Data de început	Data de încheiere	Inițiator	facilitator	Categorizer	acțiune
	Flood Galati	2017-01-03	2020-11-20	Peter Sonntagbauer	Susanne Sonntagbauer	Simplu	
	Tulcea Flood	2017-06-01	2020-06-01	Peter Sonntagbauer	Peter Sonntagbauer	Simplu	

Adăugați o campanie



### 5.2.15.4 Results Slovakian

#### Step 1

## Zobraziť kampaň: Testing 4

Zhrnutie	Nástroje	Sociálne médiá	Slovník dát	Dashboard	Analysis	Dáta
Titul	Testing 4					
Popis	test					
Dátum spustenia	5.12.2017					
Dátum ukončenia	31.12.2017					
Sprostredkovateľ	Tomas Koren					
Iniciátor	peterbratislava ff					
Členovia tímu	Katarina Vargova					
Ciele	• test functionality					
<a href="#">Zobraziť mapu</a>						
<a href="#">Ukončiť kampaň</a> <a href="#">Vamazať kampaň</a>						
<a href="#">Upraviť</a>						

#### Step 2, 3 and 4

## Ukončiť kampaň

Titul	Testing 4
Popis	test
Dátum spustenia	5.12.2017
Dátum ukončenia	31.12.2017
Iniciátor	peterbratislava1
Členovia tímu	• BSK_user
Popis výsledku	<input type="text"/>
Ciele	<input type="checkbox"/> test functionality
	• <b>Dosiahnuté %</b>
	<input type="text" value="60"/>
<a href="#">Uložiť</a> <a href="#">Storno</a>	

## Step 5

## Ukončit kampaň

Popis výsledku required

Titul

Popis

Dátum spustenia

Dátum ukončenia

Iniciátor

Členovia tímu

Popis výsledku

fsjgfdskflsd

Ciele

test functionality

• Dosiahnuté %

60

Uložiť Storno

**Naozaj si prajete uzavrieť kampaň?**

Yes No

## Step 6

## Zobraziť kampane

Všetky kampane Moje kampane

Stav	Názov	Dátum začatia	Dátum ukončenia	Iniciátor	Sprostredkovateľ	Categorizer	Akcie
	Testing 1	2017-11-27	2017-12-31	peterbratislava ff	Tomas Koren	Simple	
	Testing 4	2017-12-05	2017-12-31	peterbratislava ff	Tomas Koren	Simple	
	Testing 3	2017-11-27	2017-12-31	peterbratislava ff	Tomas Koren	Simple	editovať
	Testing 2	2017-11-27	2017-12-31	peterbratislava ff	Tomas Koren	Simple	editovať
	Austria	2017-09-01		peterbratislava ff	peterbratislava ff	Simple	
	Bratislava Flood	2017-06-01	2020-06-01	peterbratislava ff	peterbratislava ff	Simple	

Pridať kampaň

### 5.2.15.5 Results Spanish

#### Step 1

#### Ver campaña: Flood Nervion

Sumario	Herramientas	Redes Sociales	Diccionario de datos	Panel de control	Analysis	Datos de campaña
Título	Flood Nervion					
Descripción	Flood mitigation food response and flood recovery					
Fecha de inicio	2/01/17					
Fecha de fin	23/12/20					
Facilitador	Susanne Sonntagbauer					
Iniciador	Susanne Sonntagbauer					
Miembros de equipo	Peter Sonntagbauer					
Objetivos	• food risk mitigation					
Mostrar mapa						
Elija campaña:	Eliminar campaña					
<a href="#">Editar</a>						

#### Step 2

#### Cerrar campaña

Título	Flood Nervion
Descripción	Flood mitigation food response and flood recovery
Fecha de inicio	2/01/17
Fecha de fin	23/12/20
Iniciador	susannebilbao@m
Miembros de equipo	• peterbilbao
descripción de resultado	<input type="text"/>
Objetivos	food risk mitigation
• % conseguido	<input type="text"/>
<a href="#">Guardar</a>	<a href="#">Cancelar</a>

Step 3 and 4

## Cerrar campaña

Título Flood Nervion  
Descripción Flood mitigation flood response and flood recovery  
Fecha de inicio 2/01/17  
Fecha de fin 23/12/20  
Iniciador susannebilbao@m  
Miembros de equipo peterbilbao

descripción de resultado The campaign has been closed in order to provide an example for the testing issue "Close campaign"

### Objetivos

flood risk mitigation  
• % conseguido  
70

Guardar Cancelar

Step 5

## Cerrar campaña

Título Flood Nervion  
Descripción Flood mitigation flood response and flood recovery  
Fecha de inicio 2/01/17  
Fecha de fin 23/12/20  
Iniciador susannebilbao@m  
Miembros de equipo peterbilbao

descripción de resultado ¿De verdad quiere cerrar la campaña?

### Objetivos




flood risk mitigation  
• % conseguido  
70


Guardar Cancelar

### Step 6

- Campaign is closed and can no longer be modified

### Mostrar lista de campañas

Estado	Título	Fecha de inicio	Fecha de fin	Inicializador	Facilitador	Categorizador	Acciones
	Flood Nervion	2017-01-02	2020-12-23	Susanne Sonntagbauer	Susanne Sonntagbauer	Simple	
	Bilbao Floods (Euskara)	2017-06-01	2020-06-01	Peter Sonntagbauer	Peter Sonntagbauer	Simple	
	Bilbao Floods (Spain)	2017-05-01	2017-07-31	Peter Sonntagbauer	Peter Sonntagbauer	Simple	

 Añadir campaña

**5.2.16 Test Case - Campaign “summary” detail page**

Campaign „summary“ detail page	
<b>Test Type:</b>	Automated/Manual
<b>Status:</b>	Template
<b>Preconditions:</b>	<ul style="list-style-type: none"> <li>• PRE 12 - Created Campaign</li> <li>• facilitator already logged in</li> <li>• facilitator is team member of campaign A</li> <li>• CAMPAIGN section already opened</li> <li>• Campaign list is shown</li> </ul>
<b>Steps to complete:</b>	1. click on the title of the campaigns name
<b>Expected outcome:</b>	1. the following “summary” campaign details are shown <ul style="list-style-type: none"> <li>○ Title</li> <li>○ Description</li> <li>○ Start date</li> <li>○ End date</li> <li>○ Facilitator</li> <li>○ Initiator</li> <li>○ Team members</li> <li>○ Goals</li> <li>○ Show map</li> <li>○ Close and delete campaign link</li> </ul>

## 5.2.17 Results - Campaign “summary” detail page

### 5.2.17.1 Results Italian

#### Step 1

### Visualizza la campagna (Campaign): Genova Flood

Sommario	Strumenti (Tools)	Social Media	Dizionario dei dati	Cruscotto	Analysis	Deti della campagna
Titolo	Genova Flood					
Descrizione	Flood mitigation flood response flood recovery					
Data di inizio	27/05/17					
Data di fine	31/05/20					
Facilitatore	nome e cognome: Peter sonntagbauer					
Promotore	nome e cognome: Peter sonntagbauer					
Membr del gruppo						
Obiettivi	• Flood mitigation flood response flood recovery					
Mostra la mappa						
Chiudi la campagna	Elimina la campagna					
<a href="#">Modifica</a>						

## 5.2.17.2 Results Portuguese

### Step 1

#### Visualizar campanha: Famalicao Floods

Sumário Ferramentas rede social Dicionário de dados Painel de controlo Analysis Dados da campanha

Título	Famalicao Floods
Descrição	mitigation, preparedness, response and recovery of food disasters
Data inicial	01-05-2017
Data final	01-06-2020
Facilitador	Peter Sonntagbauer
Iniciador	Peter Sonntagbauer
Membros da equipa	
Objetivos	» Reduction of human and economic losses and economic consequences

Mostrar mapa

Encerrar campanha Remover campanha

Editar



### 5.2.17.3 Results Romanian

#### Step 1

## Afișați campania: Bucharest Flood

rezumat **Ușile** Social Media Dicționar de date Board Analysis Datele campaniei

Titlu	Bucharest Flood
Descriere	risk mitigation
Data de început	02.01.2017
Data de încheiere	23.12.2020
Facilitator	Susanne Sonntagbauer
Inițiator	Peter Sonntagbauer
Membri echipei	Peter Sonntagbauer
Obiective	e reduce the risk

Arată hartă

Închideți campania Ștergeți campania

**Editați** | <

#### 5.2.17.4 Results Slovakian

### Zobraziť kampaň: Bratislava Flood

Zhrnutie	Nástroje	Sociálne médiá	Slovník dát	Dashboard	Analysis	Dáta
Titul	Bratislava Flood					
Popis	mitigation, preparedness, response and recovery of flood disasters					
Dátum spustenia	1.6.2017					
Dátum ukončenia	1.6.2020					
Sprostredkovateľ	peterbratislava ff					
Iniciátor	peterbratislava ff					
Členovia tímu						
Ciele	• Reduction of human and economic losses and economic consequences					
<a href="#">Zobraziť mapu</a>						

### 5.2.17.5 Results Spanish

#### Step 1

#### Ver campaña: Bilbao Floods (Spain)

Sumario	Herramientas	Redes Sociales	Diccionario de datos	Panel de control	Analysis	Datos de campaña
Título	Bilbao Floods (Spain)					
Descripción	The aim of this campaign is mitigation, preparedness, response and recovery of flood disasters					
Fecha de inicio	1/05/17					
Fecha de fin	31/07/17					
Facilitador	Peter Sonntagbauer					
Iniciador	Peter Sonntagbauer					
Miembros de equipo						
Objetivos	• Reduction of human and economic losses and economic consequences					
<a href="#">Mostrar mapa</a>						

5.2.18 Test Case - Closed campaign detail page

Closed campaign detail page	
<b>Test Type:</b>	Automated/Manual
<b>Status:</b>	Template
<b>Preconditions:</b>	<ul style="list-style-type: none"> <li>• PRE 12 - Created Campaign</li> <li>• facilitator already logged in</li> <li>• facilitator is team member of campaign A</li> <li>• CAMPAIGNS section already opened</li> <li>• created campaign is already closed</li> <li>• campaign list is shown</li> </ul>
<b>Steps to complete:</b>	1. click on the title of the campaign
<b>Expected outcome:</b>	1. the following campaign details are shown <ul style="list-style-type: none"> <li>○ Title</li> <li>○ Description</li> <li>○ Start date</li> <li>○ End date</li> <li>○ Facilitator</li> <li>○ Initiator</li> <li>○ Team members</li> <li>○ Goals -&gt; (percentage achieved is also shown)</li> <li>○ Result description</li> <li>○ Show map link</li> <li>○ Delete campaign link</li> </ul>

## 5.2.19 Results – Closed campaign detail page

### 5.2.19.1 Results Italian

#### Step 1

## View Campaign: Flood Florence

Summary	Tools (Tools)	Social Media	Data dictionary	Dashboard	Analysis	Campaign data
Title	Flood Florence					
Description	Flood mitigation flood response and flood recovery					
Start date	02/01/17					
Date of end	31/12/20					
Facilitator	first name and last name: Peter sonntagbauer					
Promoter	first name and last name: Peter sonntagbauer					
Group members	name and surname: Susanne Sonntagbauer		name and surname: Susanne Sonntagbauer			
	name and surname: Susanne Sonntagbauer					
Aims	■ (60% achieved) flood risk mitigation					
Description of the result	The campaign has been closed to provide an example for the "Close campaign"					
Show map						
	<a href="#">Eliminates the campaign</a>					

## 5.2.19.2 Results Portuguese

### Step 1

#### Visualizar campanha: Ave Flood

Sumário	Ferramentas	rede social	Dicionário de dados	Panel de controlo	Analysis	Dados da campanha
Título	Ave Flood					
Descrição	Flood risk mitigation flood response and flood recovery					
Data inicial	03-01-2017					
Data final	30-12-2020					
Facilitador	Peter Sonntagbauer					
Iniciador	Peter Sonntagbauer					
Membros da equipa	Susanne Sonntagbauer					
objetivos	* (75% reached) flood risk mitigation					
Resultados	the campaign has been closed in order to provide an example for the testing issue "Close campaign"					
Mostrar mapa						
<a href="#">Remover campanha</a>						

### 5.2.19.3 Results Romanian

## Afișați campania: Flood Galati

rezumat	Unelte	Social Media	Dictionar de date	Bord	Analysis	Datele campaniei
Titlu	Flood Galati					
Descriere	food risk mitigation flood response and flood recovery					
Data de început	03.01.2017					
Data de încheiere	20.11.2020					
facilitator	Susanne Sonntagbauer					
Inițiator	Peter Sonntagbauer					
Membri echipei	Peter Sonntagbauer		Susanne Sonntagbauer			
Obiective	• (70% atrns) food risk mitigation					
Rezultatul descrierii	The campaign has been closed in order to provide an example for the testing activities.					
Arată hartă						
<a href="#">Ștergeți campania</a>						

### 5.2.19.4 Results Slovakian

## Zobrazit' kampaň: Testing 1

Zhrnutie	Nástroje	Sociálne médiá	Slovník dát	Dashboard	Analysis	Dáta
Titul	Testing 1					
Popis	D3.3 testing					
Dátum spustenia	27.11.2017					
Dátum ukončenia	31.12.2017					
Sprostredkovateľ	Tomas Koren					
Iniciátor	peterbratislava ff					
Členovia tímu	Katarína Vargova		Tomas Koren			
Ciele	• (0% achieved) otestovat funkciu					
Popis výsledku	nic					
Zobrazit' mapu						
<a href="#">Vamazať kampaň</a>						



## 5.2.19.5 Results Spanish

### Step 1

#### Ver campaña: Flood Nervion

Sumario	Herramientas	Redes Sociales	Diccionario de datos	Panel de control	Analysis	Datos de campaña
Título	Flood Nervion					
Descripción	Flood mitigation flood response and flood recovery					
Fecha de inicio	2/01/17					
Fecha de fin	23/12/20					
Facilitador	Susanne Sonntagbauer					
Iniciador	Susanne Sonntagbauer					
Miembros de equipo	Peter Sonntagbauer					
Objetivos	» (70% conseguido) flood risk mitigation					
descripción de resultado	The campaign has been closed in order to provide an example for the testing issue "Close campaign"					
Mostrar mapa						
<a href="#">Eliminar campaña</a>						

### 5.3 Social Media Management

#### 5.3.1 Overview and definitions

The core platform provides a social media access layer that is used to manage the social media accounts that are required for accessing the (proprietary) social media APIs of Facebook, Twitter etc. This includes providing connection pools.

A **social media window** is both a concept and an important domain object in FLOOD-serv. As a concept, the term refers to the idea that a facilitator is interested in accessing several social media sites in a convenient way ("single window to social media"). The domain object is a container for social media access and the associated results (content).

A **social media target** is an access coordinate that refers to a social media site (channel) and the way that FLOOD-serv shall collect the data from there.

### 5.3.2 Test Case - Assign social media window to campaign

Assign social media window to campaign	
<b>Test Type:</b>	Automated/Manual
<b>Status:</b>	Template
<b>Preconditions:</b>	<ul style="list-style-type: none"> <li>• PRE 2 – activated facilitator</li> <li>• PRE 12 – Created campaign</li> <li>• facilitator already logged in</li> <li>• SOCIAL MEDIA section already opened</li> </ul>
<b>Steps to complete:</b>	<ol style="list-style-type: none"> <li>1. Start creation of social media window</li> <li>2. click "save social media window" button</li> <li>3. fill out the mandatory fields</li> <li>4. select the campaign you are member from</li> <li>5. check existing social media windows</li> </ol>
<b>Expected outcome:</b>	<ol style="list-style-type: none"> <li>1. Social Media Window overview is shown</li> <li>2. Social Media Window template is shown</li> <li>3. -</li> <li>4. click save</li> <li>5. the saved social media window is item of the social media window combobox</li> </ol>

### 5.3.3 Results - Assign social media window to campaign

#### 5.3.3.1 Results Italian

##### Step 1



Step 2

## Social Media Window

Non dimenticare di impostare il Campaign!

Titolo

Descrizione

Campagna

Esegui il social media scheduler ogni... (deselezione per la pausa)

10 min 30 min 1 h 3 h 6 h 12 h Daily

Fino a quando qualcuno lo interrompe o la campagna viene chiusa

Selezionare la data nell'intervallo da-a

a partire da

Fino a

Step 3 and Step 4

## Social Media Window

Titolo

Descrizione

Campagna

Esegui il social media scheduler ogni... (deselezione per la pausa)

10 min 30 min 1 h 3 h 6 h 12 h Daily

Fino a quando qualcuno lo interrompe o la campagna viene chiusa

Selezionare la data nell'intervallo da-a

a partire da

Fino a

**Step 5**



### 5.3.3.2 Results Portuguese

#### Step 1



#### Step 2



Step 3 and 4

## Janela de rede social

**Título**

**Descrição**

**Campanha**

Conter o scheduler da rede social a cada... (Desmarque para pausar)

10 min 30 min 1 h 3 h 6 h 12 h Daily

Até que alguém o pare ou a campanha é fechada

Da data seleccionada de / data para

A partir de

Até

Step 5

**Ave Flood**

Flood risk mitigation for Ave

Campanha **Famaliao Floods**

### 5.3.3.3 Results Romanian

#### Step 1



#### Step 2

## Social Media Window

Nu uitați să setați campania!

Titlu

Descriere

Campanie

Rulați Programul de social media fiecare ... (Debitați pentru întrerupere)

10 min 30 min 1 h 3 h 6 h 12 h Daily

Până când cineva o oprește sau campania se încheie

De la data selectată de la / data la

din

până când



### Step 3 and 4

## Social Media Window

Nu uitați să setați campania!

Titlu

Descriere

Campanie

Rulați Programul de social media fiecare ... (Debitați pentru Întrerupere)

10 min 30 min 1 h 3 h 6 h 12 h Daily

Până când cineva o oprește sau campania se închide

De la data selectată de la / data la

din

pana cand

### Step 5

**Flood Galati**

Collect postings which help to define flood risk mitigation strategies

Campanie **Flood Galati**

### 5.3.3.4 Results Slovakian

#### Step

Uložiť okná sociálnych médií

Spustiť vyhľadávanie

Uložiť výsledok

Zobierané dáta zo sociálnych médií

Prehľadávať zozbierané dáta

**Zoznam zdrojov**

Pridať novú cieľovú skupinu

Uložiť ciele

#### Step 2

## Okná sociálnych médií

Nezabudnite nastaviť kampaň!

Titul

Popis

Kampaň Vyberte jeden

Spustíte plánovač sociálnych médií každých... (Pre pauzu odznačte)

10 min 30 min 1 h 3 h 6 h 12 h Daily

Pokiaľ kampaň niekto nezastaví alebo neuzavrie

Od vyznačeného dátumu / po dátum

od

do

Uložiť Storno

Step 3 and 4

## Okná sociálnych médií

Titul

Popis

Kampaň

Spustite plánovač sociálnych médií každých... (Pre pauzu odznačte)

10 min 30 min 1 h 3 h 6 h 12 h Daily

Pokiaľ kampaň niekto nezastaví alebo neuzavrie

Od vyznačeného dátumu / po dátum

od

do

### 5.3.3.5 Results Spanish

#### Step 1



#### Step 2

## Ventana de redes sociales

¡No olvides especificar la campaña!

Título

Descripción

Campaña

Ejecutar el programa de redes sociales ... (Desmarcar para pausar)

10 min 30 min 1 h 3 h 6 h 12 h Daily

Hasta que alguien lo pare o la campaña se cierre

Desde / hasta la fecha seleccionada

desde

hasta

Step 3 and 4

## Ventana de redes sociales

Titulo

Descripción

Campaña

Ejecutar el programa de redes sociales... (Desmarcar para pausar)

10 min 30 min 1 h 3 h 6 h 12 h Daily

Hasta que alguien lo pare o la campaña se cierre

Desde / hasta la fecha seleccionada

desde

hasta

Step 5

**Flood Nervion**

Risk mitigation

Campaña **Bilbao Floods (Spain)**

**5.3.4 Test Case - Assign social media window to a closed campaign**

Assign social media window to a closed campaign	
<b>Test Type:</b>	Automated/Manual
<b>Status:</b>	Template
<b>Preconditions:</b>	<ul style="list-style-type: none"> <li>• PRE 2 – activated facilitator</li> <li>• PRE 12 – Created campaign</li> <li>• facilitator already logged in</li> <li>• SOCIAL MEDIA section already opened</li> <li>• Social media window already exists</li> </ul>
<b>Steps to complete:</b>	<ol style="list-style-type: none"> <li>1. Select a social media window</li> <li>2. Click “edit”</li> <li>3. Select the campaign which should be added</li> </ol>
<b>Expected outcome:</b>	<ol style="list-style-type: none"> <li>1. Social Media Window overview is shown</li> <li>2. Social Media Window template is shown</li> <li>3. Assignment is not possible because the campaign is not shown in the combo box.</li> </ol>

### 5.3.5 Results - Assign social media window to a closed campaign

#### 5.3.5.1 Results Italian

##### Step 1



##### Step 2



##### Step 3

- The closed campaign is not visible

### 5.3.5.2 Results Portuguese

#### Step 1



#### Step 2

### Janela de rede social

Não se esqueça de escolher o modo

Título: Ave Flood

Descrição: Flood risk mitigation for Ave

Campanha: Famação Floods

Comer o scheduler da rede social a cada... (Desmarque para pausar)

10 min 30 min 1 h 3 h 6 h 12 h Daily

Até que alguém o pare ou a campanha é fechada

Da data seleccionada de / data para

A partir de: 2017-01-02

Até: 2020-12-30

Salvar Cancelar

#### Step 3

- The closed campaign is not visible



### 5.3.5.3 Results Romanian

#### Step 1



#### Step 2

### Social Media Window

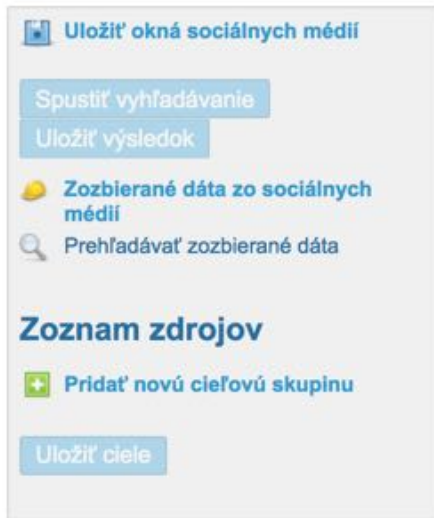


#### Step 3

- The closed campaign is not visible

### 5.3.5.4 Results Slovakian

#### Step 1



Uložiť okná sociálnych médií

Spustiť vyhľadávanie

Uložiť výsledok

Zobierané dáta zo sociálnych médií

Prehľadávať zozbierané dáta

**Zoznam zdrojov**

Pridať novú cieľovú skupinu

Uložiť ciele

#### Step 2

## Okná sociálnych médií

Titul

Popis

Kampaň

Spustíte plánovač sociálnych médií každých... (Pre pauzu odznačte)

10 min 30 min 1 h 3 h 6 h 12 h Daily

Pokiaľ kampaň niekto nezastaví alebo neuzavrie

Od vyznačeného dátumu / po dátum

od

do

#### Step 3

- Closed campaign is not visible.

### 5.3.5.5 Results Spanish

#### Step 1



#### Step 2

### Ventana de redes sociales

¡No olvides especificar la campaña!

Título: Flood Nervion

Descripción: Risk mitigation

Campaña: Bilbao Floods (Spain)

Ejecutar el programa de redes sociales... (Desmarcar para pausar)

10 min 30 min 1 h 3 h 6 h 12 h Daily

Hasta que alguien lo pare o la campaña se cierre

Desde / hasta la fecha seleccionada

desde: 02-01-2017

hasta: 29-12-2020

Guardar Cancelar

#### Step 3

- Closed campaign is not visible

### 5.3.6 Test Case – Change Campaign in a social window

Change campaign in social media window to campaign	
<b>Test Type:</b>	Automated/Manual
<b>Status:</b>	Template
<b>Preconditions:</b>	<ul style="list-style-type: none"> <li>• PRE 2 – activated facilitator</li> <li>• PRE 12 – Created campaign</li> <li>• facilitator already logged in</li> <li>• SOCIAL MEDIA section already opened</li> <li>• Social media window already exists</li> </ul>
<b>Steps to complete:</b>	<ol style="list-style-type: none"> <li>1. edit social media window, which campaign should be amended</li> <li>2. choose another campaign to assign to</li> <li>3. click “save”</li> </ol>
<b>Expected outcome:</b>	<ol style="list-style-type: none"> <li>1. social media window overview appears</li> <li>2. social media window detail page is shown</li> <li>3. changed campaign is saved and appears in the social media window overview</li> </ol>

### 5.3.7 Results – Change campaign in social media window

#### 5.3.7.1 Results Italian

##### Step 1

### Cerca profilo o pagina social media

Titolo

Descrizione

Campagna

Esegui il social media scheduler ogni... (deseleziona per la pausa)

Fino a quando qualcuno lo interrompe o la campagna viene chiusa

Selezionare la data nell'intervallo da-a

a partire da

Fino a

##### Step 2

### Cerca profilo o pagina social media

Non dimenticare di impostare il Campagni

Titolo

Descrizione

Campagna

Esegui il social media scheduler ogni... (deseleziona per la pausa)

Fino a quando qualcuno lo interrompe o la campagna viene chiusa

Selezionare la data nell'intervallo da-a

a partire da

Fino a

**Step 3**



### 5.3.7.2 Results Portuguese

#### Step 1

## Janela de rede social

Não se esqueça de escolher o modo

Título

Descrição

Campanha

Correr o scheduler da rede social a cada... (Desmarque para pausar)

10 min  30 min  1 h  3 h  6 h  12 h  Daily

Até que alguém o pare ou a campanha é fechada  
 Da data seleccionada de / data para

A partir de

Até

#### Step 2

## Janela de rede social

Título

Descrição

Campanha

Correr o scheduler da rede social a cada... (Desmarque para pausar)

10 min  30 min  1 h  3 h  6 h  12 h  Daily

Até que alguém o pare ou a campanha é fechada  
 Da data seleccionada de / data para

A partir de

Até

**Step 3**





### 5.3.7.3 Results Romanian

#### Step 1

## Social Media Window

Nu uitați să setați campania!

Titlu

Descriere

Campanie

Rulați Programul de social media fiecare ... (Debitați pentru întrerupere)

10 min 30 min 1 h 3 h 6 h 12 h Daily

Până când cineva o oprește sau campania se încheie

De la data selectată de la / data la

din

pana cand

#### Step 2

## Social Media Window

Titlu

Descriere

Campanie

Rulați Programul de social media fiecare ... (Debitați pentru întrerupere)

10 min 30 min 1 h 3 h 6 h 12 h Daily

Până când cineva o oprește sau campania se încheie

De la data selectată de la / data la

din

pana cand

**Step 3**



### 5.3.7.4 Results Slovakian

#### Step 1

## Okná sociálnych médií

Nezabudnite nastaviť kampaň!

Titul Bratislava 1

Popis Test

Kampaň Bratislava Flood ▾

Spustíte plánovač sociálnych médií každých... (Pre pauzu odznačte)

10 min 30 min 1 h 3 h 6 h 12 h Daily

Pokiaľ kampaň niekto nezastaví alebo neuzavrie

Od vyznačeného dátumu / po dátum

od 2017-01-01

do 2019-09-01

[Uložiť](#) [Storno](#)

#### Step 2

## Okná sociálnych médií

Titul Bratislava 1

Popis Test

Kampaň Testing 2 ▾

Spustíte plánovač sociálnych médií každých... (Pre pauzu odznačte)

10 min 30 min 1 h 3 h 6 h 12 h Daily

Pokiaľ kampaň niekto nezastaví alebo neuzavrie

Od vyznačeného dátumu / po dátum

od 2017-01-01

do 2019-09-01

[Uložiť](#) [Storno](#)

**Step 3**



### 5.3.7.5 Results Spanish

#### Step 1

## Ventana de redes sociales

¡No olvides especificar la campaña!

Título: Flood Nervion

Descripción: Risk mitigation

Campaña: Bilbao Floods (Spain)

Ejecutar el programa de redes sociales... (Desmarcar para pausar)

10 min 30 min 1 h 3 h 6 h 12 h Daily

Hasta que alguien lo pare o la campaña se cierre

Desde / hasta la fecha seleccionada

desde: 02-01-2017

hasta: 29-12-2020

#### Step 2

## Ventana de redes sociales

Título: Flood Nervion

Descripción: Risk mitigation

Campaña: Bilbao Floods (Euskara)

Ejecutar el programa de redes sociales... (Desmarcar para pausar)

10 min 30 min 1 h 3 h 6 h 12 h Daily

Hasta que alguien lo pare o la campaña se cierre

Desde / hasta la fecha seleccionada

desde: 02-01-2017

hasta: 29-12-2020

### Step 3



**5.3.8 Test Case – Add one facebook wall (page) target**

Add one facebook wall (page)	
<b>Test Type:</b>	Automated/Manual
<b>Status:</b>	Template
<b>Preconditions:</b>	<ul style="list-style-type: none"> <li>• PRE 2 - Activated facilitator</li> <li>• PRE 12 – Created Campaign</li> <li>• Facilitator already logged in</li> <li>• SOCIAL MEDIA section already opened</li> </ul>
<b>Steps to complete:</b>	<ol style="list-style-type: none"> <li>1. select facebook wall in combobox and click "select new target"</li> <li>2. enter target name</li> <li>3. enter URL</li> <li>4. Press "check"</li> <li>5. Click "Facebook wall" to target list</li> <li>6. Click "save targets" in the box on the right side of the screen.</li> </ol>
<b>Expected Outcome:</b>	<ol style="list-style-type: none"> <li>1. facebook panel expands</li> <li>2. -</li> <li>3. -</li> <li>4. Facebook wall is validated and can be added to the target list.</li> <li>5. The new target is shown on the right side of the screen, target is shown including the edit and delete icon.</li> <li>6. The new target is stored.</li> </ol>

### 5.3.9 Results – Add one facebook wall (page) target

#### 5.3.9.1 Results Italian

##### Step 1

### Cerca profilo o pagina social media

Scegli un sito di social media:  select new target

#### Aggiungi target social media

Nome dell'obiettivo (Target)

Facebook-Wall

Esempio di Facebook Wall: coca cola Oppure <https://www.facebook.com/cocacola>

##### Step 2, 3 and 4

### Cerca profilo o pagina social media

Scegli un sito di social media:  select new target

#### Aggiungi target social media

Nome dell'obiettivo (Target)

Facebook-Wall

Esempio di Facebook Wall: coca cola Oppure <https://www.facebook.com/cocacola>

Facebook wall ('Genoa Police Department' trovato)

Aggiungi un facebook wall all'elenco

##### Step 5 and 6

#### Lista Target Social Media

- Aggiungi un nuovo obiettivo (target)
- RSS/Atom Genova alluv. ...
- RSS Genova alluvione1
- RSS Genova alluvione2
- Twitter Genova alluvione
- Twitter Genova alluvione 1
- Twitter Genova alluvione 2
- FBI Genoa Police Depart ...



### 5.3.9.2 Results Portuguese

#### Step 1

## Janela de rede social

Escolha o site de uma rede social  select new target

**Adicionar objetivo de rede social**

Nome do objetivo

Mural

Exemplo Mural: coca-cola OR <http://www.facebook.com/cocacola>

#### Step 2, 3 and 4

## Janela de rede social

Escolha o site de uma rede social  select new target

**Adicionar objetivo de rede social**

Nome do objetivo

Mural

Exemplo Mural: coca-cola OR <http://www.facebook.com/cocacola>

- Mural do facebook ('Município de Farnalhão') encontrado
- adicionar o mural do facebook à lista de objetivos

#### Step 5 and 6

### Lista de objetivos da rede social

- Adicionar novo objetivo
- RSS Farnalcao inundar
- RSS Farnalcao inundar 1
- Twitter Farnalcao inundar
- Twitter Farnalcao inundar1
- Município de Farnalhão

### 5.3.9.3 Results Romanian

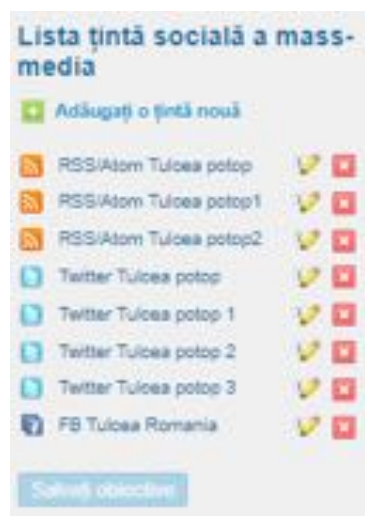
#### Step 1



#### Step 2, 3 and 4



#### Step 5 and 6



### 5.3.9.4 Results Slovakian

#### Step 1



#### Step 2, 3 and 4



#### Step 5 and 6



### 5.3.9.5 Results Spanish

#### Step 1



#### Step 2, 3 and 4



#### Step 5 and 6



**5.3.10 Test Case - Add one twitter target**

Add one twitter target	
<b>Test Type:</b>	Automated/Manual
<b>Status:</b>	Template
<b>Preconditions:</b>	<ul style="list-style-type: none"> <li>• PRE 2 - Activated facilitator</li> <li>• PRE 12 – Created Campaign</li> <li>• Facilitator already logged in</li> <li>• SOCIAL MEDIA section already opened</li> </ul>
<b>Steps to complete:</b>	<ol style="list-style-type: none"> <li>1. select twitter in combobox and click "select new target"</li> <li>2. enter twitter queries</li> <li>3. click "add to target list"</li> <li>4. Click "save targets".</li> </ol>
<b>Expected outcome:</b>	<ol style="list-style-type: none"> <li>1. twitter panel expands</li> <li>2. -</li> <li>3. the panel closes and is shown on the right side of the screen data shown including the edit and delete icon.</li> <li>4. The new target is stored.</li> </ol>

### 5.3.11 Results - Add one twitter target

#### 5.3.11.1 Results Italian

##### Step 1

**Cerca profilo o pagina social media**

Scegli un sito di social media:  [select new target](#)

**Aggiungi target social media**

Nome dell'obiettivo (Target):

Tutte queste parole

Frase esatta

Una qualsiasi di queste parole

Nessuna di queste parole

Questi hashtag

Sintesi in  [▼](#)

Da questi accounts

A questi accounts

Memorizzare questi accounts

Vicino a questo posto  [📍](#)

esclusivo, inclusivo, negati-ov- 49.2000 19.2752 (km)

Opinione  Positivo  Negativo  Comando ?

[Utilizza le query specializzate](#)

Step 2

### Cerca profilo o pagina social media

#### Modifica target Twitter

Nome dell'obiettivo (Target)

Tutte queste parole

Frase esatta

Una qualsiasi di queste parole

Nessuna di queste parole

Questi hashtag

Syntax in

Da questi accounts

A questi accounts

Menzione questi accounts

Vieni a questo posto

Comore  Positivo   
 Negativo   
 Domanda

Utilizza la query specialistica

query specialistica

[Hide help](#)

Twitter Genova alluvione	contiene "Twitter" e "alluvione"
Twitter Genova alluvione	contiene esattamente la frase "Twitter Genova alluvione"
Twitter Genova alluvione	contiene "Twitter" ma non "alluvione"
Twitter	contiene "Twitter"
Twitter Genova alluvione	contiene "Twitter" e "alluvione"
Twitter Genova alluvione	contiene "Twitter" ma non "alluvione" e non un alleggerimento positivo
Twitter	contiene "Twitter" e non un alleggerimento negativo
Twitter	contiene "Twitter" e non un alleggerimento

Step 3 and 4

### Lista Target Social Media

Aggiungi un nuovo obiettivo (target)

- FB City of Genoa
- FB Comune di Genova - ...
- FB Genova Police Depart ...
- Genova Township Fire De...
- RSS/Atom Genova alluvi...
- RSS Genova alluvione1
- RSS Genova alluvione2
- Twitter Genova alluvione

### 5.3.11.2 Results Portuguese

#### Step 1

## Janela de rede social

Escolha o site de uma rede social  select new target

**Adicionar objetivo de rede social**

Nome do objetivo

Todas as palavras

Frase exata

Uma das seguintes palavras

Nenhuma das seguintes palavras

Estes hashtags

Escrito em

A partir dessas contas

Para essas contas

Mencionar estas contas

Parto deste lugar

© 2018, Engloba-Insights s. 48.2002, 10.1702, 0em

Sentimento  Positivo  Negativo  Questão

Use a pesquisa especializada





### 5.3.11.3 Results Romanian

#### Step 1

## Social Media Window

Alegeți un site de social media:  select new target

### Adăugați un țel social media

Numele țelului

---

Toate aceste cuvinte

Fraza exactă

Oricare dintr-o aceste cuvinte

Nici unul din aceste cuvinte

Aceste hashtags

Sora în

Orn aceste conturi

La aceste conturi

Menționând aceste conturi

În apropierea acestui loc:  

latitudine, longitudine, raza (celui 42.2082, 10.2722.3 km)

Sentiment  Pozitiv  Negativ  Întrebare?

---

Utilizați o întrebare expert

adăugați la lista țeluri  Anulare

Step 2

Social Media Window

Editați țintă Twitter

Murele țintă: Twitter Tulcea potop

Toate aceste cuvinte: Tulcea

Fraza exactă:

Oricare dintre aceste cuvinte: [ajută comunitate dintr-o țară din](#) [Dacă](#)

Nici unul din aceste cuvinte:

Aceste hashtag-uri:

Sens în: România + ro

Din aceste conturi:

La aceste conturi:

Menționând aceste conturi:

În apropierea acestui loc:

Sentiment:

Pozitiv (+)

Negativ (-)

Indiferent (?)

Utilizați o Trezire expert

Expert înțelegere:

Hide help

Comunitate din Londra	care conține "londra" și "comunitate"
"Comunitate din Londra"	care conține exacte cuvinte "Comunitate din Londra"
londra -ajutor	care conține "londra" dar nu "ajutorul"
Atom	conținând hashtag "Atom"
din Londra2012	scrie de utilizatori @ Londra2012
@ Londra2012	care menționează @ Londra2012
Londra - pozitiv	care conține "Londra", dar nu "ajutorul" și nu o altă formă a cuvântului
Londra (-)	care conține "londra" și nu o altă formă negativă
Londra?	care conține "londra" și nu are o trezire

Step 3 and 4

Lista țintă socială a mass-media

Adăugați o țintă nouă

- Comunitate Tulcea
- FB Tulcea365
- FB Tulcea Romania
- RSS/Atom Tulcea potop
- RSS/Atom Tulcea potop1
- RSS/Atom Tulcea potop2
- Tulcea365
- Tulcea News
- Twitter Tulcea potop
- Twitter Tulcea potop 1
- Twitter Tulcea potop 2
- Twitter Tulcea potop 3

### 5.3.11.4 Results Slovakian

#### Step 1

## Okná sociálnych médií

Vyberte si nové sociálne médium  [select new target](#)

### Pridať cieľ sociálnych médií

Meno cieľa	<input type="text"/>
Všetky nasledujúce slová	<input type="text"/>
Prvá fráza	<input type="text"/>
Konkrétne z nasledujúcich slov	<input type="text"/>
Číslo z nasledujúcich slov	<input type="text"/>
Nasledujúce hashtagy	<input type="text"/>
Napísané v	<input type="text" value=""/>
Z nasledujúcich užívateľských účtov	<input type="text"/>
Pre nasledujúce úby	<input type="text"/>
Značujúce nasledujúce úby	<input type="text"/>
V určitej oblasti	<input type="text"/>

Zaregistrovaná firma, IČO: 482222, IČ: 482222, IČ: 482222

Sentiment  Pozitívne (+)  Negatívne (-)  Neutrálne (?)

Použiť externý zdroj

Pridať do cieľového zoznamu  Zložiť

Step 2

Okná sociálnych médií

Upraviť Twitter cieľ

Meno cieľa:

Všetky nasledujúce slová:

Právná fráza:

Kontrolovať z nasledujúcich slov:

Časť z nasledujúcich slov:

Nasledujúce hashtagy:

Napísané v:

Z nasledujúcich užívateľských účtov:

Pre nasledujúce úby:

Zmieňujúce nasledujúce úby:

V blízkosti mesta:

Zemepisná šírka, dĺžka, radius (ok. 40,200,10,100,0km)

Sentiment:  Pozitívne  Negatívne  Obojstr. ?

Pridať expertný dotaz

Expertný dotaz:

[Hide help](#)

London olympics	containing "London" and "Olympics"
"London olympics"	containing the exact phrase "London olympics"
London olympics	containing "London" but not "Olympics"
London	containing the hashtag "London"
from London2012	sent from the user @London2012
@London2012	mentioning @London2012
London olympics :	containing "London", but not "Olympics", and with a positive attitude
London :	containing "London" and with a negative attitude
London ?	containing "London" and asking a question
google:51.511724, 0.12628, 10km	all results originating from London within a radius of 10 miles (that use Google Maps right mouse button... What's here? to get the location's coordinates)

OK  Storno

Step 3 and 4

Zoznam zdrojov

Pridať novú cieľovú skupinu

- Bratislava - hlavné mesto ...
- Bratislavská vodárňská ...
- Bratislavský kraj, najlepš...
- MČ Bratislava Rača
- Mestská polícia Bratislava
- Ministerstvo vnútra SR
- Ministerstvo životného pr...
- RSS Bratislava povodeň
- RSS Bratislava povodeň1
- RSS Bratislava povodeň2
- RSS Bratislava povodeň3
- RSS Bratislava povodeň4
- RSS Bratislava povodeň5
- RSS Bratislava povodeň6
- Slovenský hydrometeorol...
- Slovenský vodohospodár...
- Twitter Bratislava povodeň

Results Spanish

Step 1

### Ventana de redes sociales

Elige un sitio de redes sociales:

#### Añadir red social objetivo

Nombre de objetivo:

Todas estas palabras:

Frase exacta:

Cualquiera de estas palabras:

Ninguna de estas palabras:

Estos hashtags:

Escrito en:

Desde estas cuentas:

A estas cuentas:

Mencionando a estas cuentas:

Cerca de este sitio:

Twitter, Instagram, redes sociales - 48.2092, 14.3712, 5km

Sentimiento:  Positivo :  Negativo :  Interrogativo ?

Usar consulta experta

Step 2

Ventana de redes sociales

Editar objetivo de Twitter

Nombre de objetivo:

Todas estas palabras:

Frase exacta:

Cualquiera de estas palabras:

Ninguna de estas palabras:

Estos hashtags:

Escribo en:

Destá estas cuentas:

A estas cuentas:

Mencionando a estas cuentas:

Cerca de este sitio:

Sentimiento:  Positivo  Negativo  Interrogativo

Usar consulta experta

Consultas expertas:

[Hide help](#)

Smart Cities	contiene "Smart" y "Cities"
"Smart Cities"	contiene la frase exacta "Smart Cities"
Smart Cities	contiene "Smart" pero no "Cities"
#SmartCities	contiene el hashtag "SmartCities"
from:SmartCities	enviado por el usuario @SmartCities
@SmartCities	mencionando a @SmartCities
Smart Cities +	contiene "Smart" pero no "Cities" y con una actitud positiva.
Smart -	contiene "Smart" y con una actitud negativa.
Smart ?	contiene "Smart" y en formato pregunta.

generado el 01/11/2014 a las 11:57:05. Todos los tweets publicados en Londres, con un radio de 10 millas (usando el Google Maps Search dentro y fuera de aquí) para obtener los coordenados de una ubicación.

Step 3 and 4

**Lista de objetivos de redes sociales**

- 
- 
- 
- 
- 

Mueva el ratón sobre el icono de la red social objetivo para más información

5.3.12 Test Case - Storing search results

Storing search results	
<b>Test Type:</b>	Automated/Manual
<b>Status:</b>	Template
<b>Preconditions:</b>	<ul style="list-style-type: none"> <li>• PRE 2 - Activated facilitator</li> <li>• PRE 12 – Created Campaign</li> <li>• Facilitator already logged in</li> <li>• Social media window already created</li> <li>• Social media targets already added to Social Media Window</li> </ul>
<b>Steps to complete:</b>	<ol style="list-style-type: none"> <li>1. click "START SEARCH" button</li> <li>2. click "save results" button</li> </ol>
<b>Expected outcome:</b>	<ol style="list-style-type: none"> <li>1. results page is shown</li> <li>2. number of postings added to the campaign are specified.</li> </ol>



### 5.3.13 Results - Storing search results

#### 5.3.13.1 Results Italian

##### Step 1



##### Risultati di ricerca



##### Step 2

## Social Media Window

30 I messaggi (post) sono stati aggiunti alla campagna Genova Flood

### 5.3.13.2 Results Portuguese

#### Step 1



#### Step 2

## Janela de rede social

99 postagens foram adicionadas à campanha Famalicao Floods

### 5.3.13.3 Results Romanian

#### Step 1



#### Step 2

### Social Media Window

115 au fost adăugate postări în campanie Tulcea Flood

### 5.3.13.4 Results Slovakian

#### Step 1:

**Dunaj test**

Kampaň **Testing 2**

editovať Vymazať

**Spustiť vyhľadavanie**

**Uložiť výsledok**

Zobierané dáta zo sociálnych médií

Prehľadávať zozbierané dáta

**Zoznam zdrojov**

Pridať novú cieľovú skupinu

Dunaj FB	
Bratislava	
Devín	

**Uložiť ciele**

#### Step 2

### Okná sociálnych médií

501 Príspevky pridané do kampane Bratislava Flood

### 5.3.13.5 Results Spanish

#### Step 1



#### Step 2

## Ventana de redes sociales

102 se han añadido publicaciones a la campaña Bilbao Floods (Spain)

5.3.14 Test Case – Searching through results, including “Tag” Function

Searching through results	
<b>Test Type:</b>	Automated/Manual
<b>Status:</b>	Template
<b>Preconditions:</b>	<ul style="list-style-type: none"> <li>• PRE 2 - Activated Facilitator</li> <li>• PRE 7 - Valid Facebook account</li> <li>• PRE 9 - Valid Twitter account</li> <li>• facilitator already signed in</li> <li>• social media window already stored</li> <li>• postings for a selected campaign already finished and stored</li> <li>• CAMPAIGN section already opened</li> </ul>
<b>Steps to complete:</b>	<ol style="list-style-type: none"> <li>1. click campaign which data should be searched through</li> <li>2. click "campaign data"</li> <li>3. specify the search criteria, e.g. categories, targets</li> <li>4. Click “Follow up” for those postings which require follow-ups</li> <li>5. Click “Only Follow-ups” as a search criteria</li> <li>6. Click “Export” to export the postings into an excel sheet</li> </ol>
<b>Expected outcome:</b>	<ol style="list-style-type: none"> <li>1. View Campaign page appears</li> <li>2. Overview of the campaign’s categories, the social media targets and the tools appears</li> <li>3. The postings according to the previous defined criteria appear</li> <li>4. –</li> <li>5. Only the postings which are tagged appear</li> <li>6. The postings are exported.</li> </ol>

### 5.3.15 Results – Searching through results, including “Tag”-Function

#### 5.3.15.1 Results Italian

##### Step 1

##### Mostra l'elenco delle campagne

Tutte le campagne								Le mie campagne
Stato	Titolo	Data d'inizio	Data di fine	Promotore	Facilitatore	Classificatore	Azioni	
	Flood Florence	2017-01-02	2020-12-31	nome e cognome: Peter sontagbauer	nome e cognome: Peter sontagbauer	Semplice		
	Genova Flood	2017-05-27	2020-05-31	nome e cognome: Peter sontagbauer	nome e cognome: Peter sontagbauer	Semplice	Modifica	

[Aggiungi una campagna](#)

##### Step 2

### Visualizza la campagna (Campaign): Genova Flood

##### Step 3

### Step 4 and 5



### Step 6

Following data are included in an Excel sheet:

- Link to original content
- Date of the creation of the posting
- User
- Medium (social media target)
- Latitude
- Longitude (for opinion map)
- Content (for opinion map)



### 5.3.15.2 Results Portuguese

#### Step 1

Ver a lista de campanha

Estado	Título	Data Inicial	Data Final	Iniciador	Facilitador	Categorizador	Ações
	Ave Flood	2017-01-03	2020-12-30	Peter Sonntagbauer	Peter Sonntagbauer	Simplex	
	Porto Flood	2017-01-02	2020-12-30	Peter Sonntagbauer	Peter Sonntagbauer	Simplex	Editar
	Famalicão Floods	2017-06-01	2020-06-01	Peter Sonntagbauer	Peter Sonntagbauer	Simplex	Editar

[Adicionar campanha](#)

#### Step 2

### Visualizar campanha: Famalicão Floods

Visualizar campanha: Famalicão Floods

Selecione: **Elementos** rede social **Discordância de dados** **Processo de conteúdo** **Análisis** **Dados da campanha**

desde: 2018-01-22 para: [ ]

Categorias: No Category

Objetivos:

- Ave Flood
  - FB Famalicão
  - Twitter Famalicão inundar
- OpinionMaps for Famalicão Floods
  - Map Famalicão Flooding Area
- Flood
  - FB Famalicão
  - FB Município de Famalicão
  - FB Vila Nova de Famalicão
  - RSS Famalicão inundar
  - RSS Famalicão inundar 1
  - Twitter Famalicão inundar
  - Twitter Famalicão inundar1

Conteúdo: [ ]

User: [ ]

Only Follow:

Like:

**Procurar** **Exportar**

#### Step 3

Resultados da pesquisa

2018-01-22 12:45  
January 22, 2018 at 11:23AM Direção Geral das Autarquias alerta Câmara de Vila Nova de Famalicão a nível a nível A Direção Geral das A https://t.co/8H0yJ3XL

2018-01-22 12:45  
RT @fchermant: seguinte, nem 10h  
giteoos cas  
tempestade de Arrels  
aviso de inundar  
inundar em inundaçã nas Fiamas  
Orenco

2018-01-22 12:45  
Tempestade de Arrels e inundaçã para inundaçã nas Fiamas

2018-01-22 12:45  
RT @fchermant: seguinte, nem 10h  
giteoos cas  
tempestade de Arrels  
aviso de inundar  
inundar em inundaçã nas Fiamas  
Orenco

#### Step 4 and 5

Resultados da pesquisa

2018-01-22 12:45  
January 22, 2018 at 11:23AM Direção Geral das Autarquias alerta Câmara de Vila Nova de Famalicão a nível a nível A Direção Geral das A https://t.co/8H0yJ3XL

2018-01-22 12:45  
RT @fchermant: seguinte, nem 10h  
giteoos cas  
tempestade de Arrels  
aviso de inundar  
inundar em inundaçã nas Fiamas  
Orenco

2018-01-22 12:45  
Indo de qualquer jeito ara https://t.co/8H0yJ3XL

Page 11 of 11

#### **Step 6**

Following data are included in an Excel sheet:

- Link to original content
- Date of the creation of the posting
- User
- Medium (social media target)
- Latitude
- Longitude (for opinion map)
- Content (for opinion map)

### 5.3.15.3 Results Romanian

#### Step 1

##### Show campaign list

Status	Title	Start Date	End Date	Initiator	Facilitator	Categorizar	Actions
	Flood Galati	2017-01-03	2020-11-20	Peter Sonntagbauer	Susanne Sonntagbauer	Simple	
	Bucharest Flood	2017-01-02	2020-12-23	Peter Sonntagbauer	Susanne Sonntagbauer	Simple	
	Tulcea Flood	2017-06-01	2020-06-01	Peter Sonntagbauer	Peter Sonntagbauer	Simple	edit

[Add campaign](#)

#### Step 2

### Afișați campania: Tulcea Flood

[Informatii](#)
[Livrare](#)
[Social Media](#)
[Dirijarea de date](#)
[Rend](#)
[Analiza](#)
[Detalii campaniei](#)

din  la

Categori

Obiective:
 

- Comunitate Tulcea
- FB Tulcea305
- FB Tulcea Romania
- RSS/Atom Tulcea potop
- RSS/Atom Tulcea potop1
- RSS/Atom Tulcea potop2
- Tulcea305
- Tulcea News
- Twitter Tulcea potop
- Twitter Tulcea potop 1
- Twitter Tulcea potop 2
- Twitter Tulcea potop 3

Conținut

User

Only Follow Ups

[Căutare](#) [Export](#)

#### Step 3 – currently not possible

**Rezultate cautări**

2018-01-22-01-01

2018-01-22-01-02

2018-01-22-01-03

2018-01-22-01-04

2018-01-22-01-05

2018-01-22-01-06

2018-01-22-01-07

2018-01-22-01-08

2018-01-22-01-09

2018-01-22-01-10

2018-01-22-01-11

2018-01-22-01-12

2018-01-22-01-13

2018-01-22-01-14

2018-01-22-01-15

2018-01-22-01-16

2018-01-22-01-17

2018-01-22-01-18

2018-01-22-01-19

2018-01-22-01-20

2018-01-22-01-21

2018-01-22-01-22

2018-01-22-01-23

2018-01-22-01-24

2018-01-22-01-25

2018-01-22-01-26

2018-01-22-01-27

2018-01-22-01-28

2018-01-22-01-29

2018-01-22-01-30

2018-01-22-01-31

2018-01-22-01-32

2018-01-22-01-33

2018-01-22-01-34

2018-01-22-01-35

2018-01-22-01-36

2018-01-22-01-37

2018-01-22-01-38

2018-01-22-01-39

2018-01-22-01-40

2018-01-22-01-41

2018-01-22-01-42

2018-01-22-01-43

2018-01-22-01-44

2018-01-22-01-45

2018-01-22-01-46

2018-01-22-01-47

2018-01-22-01-48

2018-01-22-01-49

2018-01-22-01-50

2018-01-22-01-51

2018-01-22-01-52

2018-01-22-01-53

2018-01-22-01-54

2018-01-22-01-55

2018-01-22-01-56

2018-01-22-01-57

2018-01-22-01-58

2018-01-22-01-59

2018-01-22-01-60

2018-01-22-01-61

2018-01-22-01-62

2018-01-22-01-63

2018-01-22-01-64

2018-01-22-01-65

2018-01-22-01-66

2018-01-22-01-67

2018-01-22-01-68

2018-01-22-01-69

2018-01-22-01-70

2018-01-22-01-71

2018-01-22-01-72

2018-01-22-01-73

2018-01-22-01-74

2018-01-22-01-75

2018-01-22-01-76

2018-01-22-01-77

2018-01-22-01-78

2018-01-22-01-79

2018-01-22-01-80

2018-01-22-01-81

2018-01-22-01-82

2018-01-22-01-83

2018-01-22-01-84

2018-01-22-01-85

2018-01-22-01-86

2018-01-22-01-87

2018-01-22-01-88

2018-01-22-01-89

2018-01-22-01-90

2018-01-22-01-91

2018-01-22-01-92

2018-01-22-01-93

2018-01-22-01-94

2018-01-22-01-95

2018-01-22-01-96

2018-01-22-01-97

2018-01-22-01-98

2018-01-22-01-99

2018-01-22-02-00

### Step 4 and 5



### Step 6

Following data are included in an Excel sheet:

- Link to original content
- Date of the creation of the posting
- User
- Medium (social media target)
- Latitude
- Longitude (for opinion map)
- Content (for opinion map)

### 5.3.15.4 Results Slovakian

#### Step 1

Stav	Názov	Dátum začatia	Dátum ukončenia	Iniciátor	Sprostredkovateľ	Categorizer	Akcie
	Testing 1	2017-11-27	2017-12-31	peterbratislava ff	Tomas Koren	Simple	
	Testing 4	2017-12-05	2017-12-31	peterbratislava ff	Tomas Koren	Simple	
	Testing 3	2017-11-27	2017-12-31	peterbratislava ff	Tomas Koren	Simple	
	Testing 2	2017-11-27	2017-12-31	peterbratislava ff	Tomas Koren	Simple	
	Austria	2017-09-01		peterbratislava ff	peterbratislava ff	Simple	editovať
	Bratislava Flood	2017-06-01	2020-06-01	peterbratislava ff	peterbratislava ff	Simple	editovať

Pridať kampaň

#### Step 2

## Zobraziť kampaň: Bratislava Flood

Zvereďovať
Návrhy
Sociálne médiá
Stránka oti
Dashboard
Analýza
Dáta

od

do

Kategória: No Category

- Dewa
- drahé
- karanténa
- škola
- nasadený vodou
- cista
- ponorený
- povodeň
- povodňové riziko
- znečistenie
- Rača
- Tok vody
- voda
- Vodná elektrárňa
- výstraha
- zaplavené
- zatažované
- zosuv zrážky

Ciele

- Bratislava1
- Bratislava1
- Flood
- Bratislava - hlavné mesto SR
- Bratislavská vodárenská spoločnosť, a. s.
- Bratislavský kraj, najlepší mesto pre život
- MČ Bratislava Rača
- Mestská polícia Bratislava
- Ministerstvo vnútra SR
- Ministerstvo životného prostredia SR - oficiálna stránka
- RSS Bratislava povodeň1
- RSS Bratislava povodeň1
- RSS Bratislava povodeň2
- RSS Bratislava povodeň3
- RSS Bratislava povodeň4
- RSS Bratislava povodeň5
- RSS Bratislava povodeň6
- RSS Bratislava povodeň6
- Slovenský hydrometeorologický ústav (SHMÚ)

Otvoriť

User

Only Filter:

Uložiť

### Step 3



Timestamp	User	Content
2018-01-23 11:08	...	...
2018-01-23 11:08	...	...
2018-01-23 11:08	...	...
2018-01-23 11:08	...	...
2018-01-23 11:08	...	...
2018-01-23 11:08	...	...
2018-01-23 11:08	...	...
2018-01-23 11:08	...	...
2018-01-23 11:08	...	...
2018-01-23 11:08	...	...

### Step 4 and 5



Timestamp	Title	Actions
2018-01-23 01:35	VYSTRAHA, stádo vysokých zvier pri ošale je medzi Lovinobaňou a Mýtnou, opatrne	Follow-Up
2018-01-22 23:00	VYSTRAHA, vysokú zver hľadá medzi Záhorskou Ryshtiou a Sluzarou	Follow-Up
2018-01-22 21:20	VYSTRAHA, na Pezinskej Babe - pozor na vysokú zver pri ošale	Follow-Up

### Step 6

Following data are included in an Excel sheet:

- Link to original content
- Date of the creation of the posting
- User
- Medium (social media target)
- Latitude
- Longitude (for opinion map)
- Content (for opinion map)

### 5.3.15.5 Results Spanish

#### Step 1

Mostrar lista de campañas

Estado	Título	Fecha de inicio	Fecha de fin	Iniciador	Facilitador
	Flood Nervion	2017-01-02	2020-12-23	Susanne Sonntagbauer	Susanne Sonntagbauer
	Bilbao Floods (Eunkara)	2017-06-01	2020-06-01	Peter Sonntagbauer	Peter Sonntagbauer
	Bilbao Floods (Spain)	2017-05-01	2017-07-31	Peter Sonntagbauer	Peter Sonntagbauer

Añadir campaña

#### Step 2

### Ver campaña: Bilbao Floods (Spain)

Resumen
Incrementos
Redes Sociales
Decisiones de datos
Panel de control
Analisis
Datos de campaña

de  a

Categorías

- No Category
- Alerta
- Alud de barro
- canalización drenaje
- Central hidroeléctrica
- Dabayo del agua
- Desviación
- dique
- Embalse de río
- 
- Enfermedad transmitida por
- 
- Flujo de agua
- inundación
- Inundado
- Injagación
- Número de muertes
- Riesgo de inundación
- Río

Objetivos

- Flood Nervion
  - FB Juan María Aburto
  - Twitter Bilbao inundación
- Flood (Spain)
  - Bilbao inundar
  - Bilbao inundar 1
  - Policía Seguridad Pública
  - Twitter Bilbao inundar
  - Twitter Bilbao inundar 1

Contenido

Usar

Only Follow View

#### Step 3

2018-01-22 09:02

En la jornada de noticias transmitidas de este medio durante este día se informó de la presencia de un brote de gripe en el grupo de personas...

1. Se ha informado de la presencia de un brote de gripe en el grupo de personas...

2. Se ha informado de la presencia de un brote de gripe en el grupo de personas...

3. Se ha informado de la presencia de un brote de gripe en el grupo de personas...

4. Se ha informado de la presencia de un brote de gripe en el grupo de personas...

5. Se ha informado de la presencia de un brote de gripe en el grupo de personas...

6. Se ha informado de la presencia de un brote de gripe en el grupo de personas...

7. Se ha informado de la presencia de un brote de gripe en el grupo de personas...

8. Se ha informado de la presencia de un brote de gripe en el grupo de personas...

9. Se ha informado de la presencia de un brote de gripe en el grupo de personas...

10. Se ha informado de la presencia de un brote de gripe en el grupo de personas...



### Step 4 and 5



### Step 6

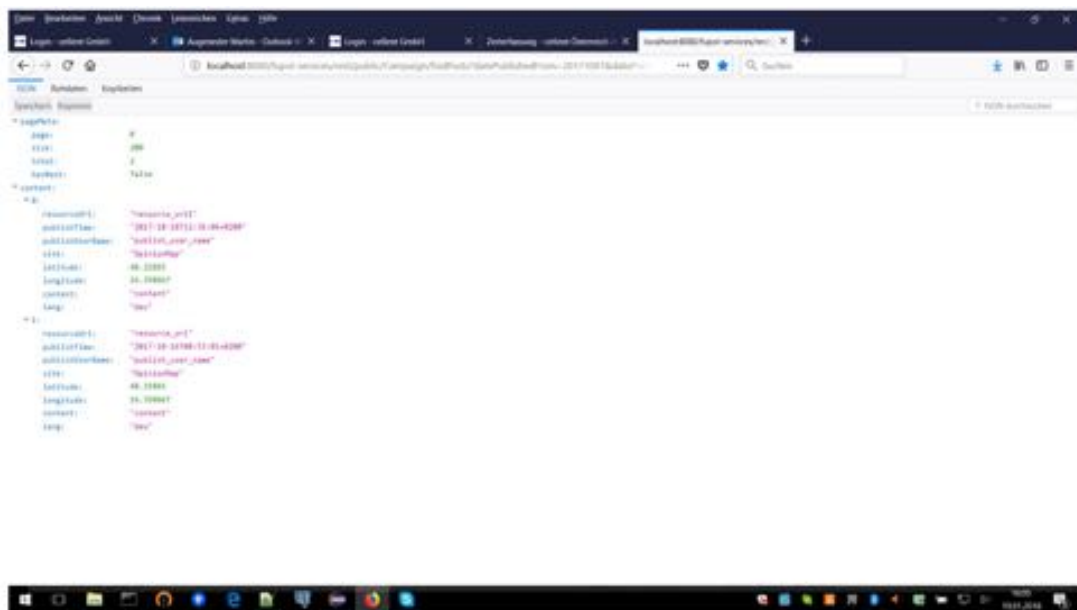
Following data are included in an Excel sheet:

- Link to original content
- Date of the creation of the posting
- User
- Medium (social media target)
- Latitude
- Longitude (for opinion map)
- Content (for opinion map)



5.4 Test Case – Restcall

Searching through results	
<b>Test Type:</b>	Automated/Manual
<b>Status:</b>	Template
<b>Preconditions:</b>	<ul style="list-style-type: none"> <li>• PRE 2 - Activated Facilitator</li> <li>• PRE 7 - Valid Facebook account</li> <li>• PRE 9 - Valid Twitter account</li> <li>• facilitator already signed in</li> <li>• social media window already stored</li> <li>• postings for a selected campaign already finished and stored</li> <li>• CAMPAIGN section already opened</li> </ul>
<b>Steps to complete:</b>	<ol style="list-style-type: none"> <li>1. Open Browser</li> <li>2. Enter</li> </ol> <p style="text-align: center;"> <a href="http://localhost:8080/fupol-services/rest/public/Campaign/findPosts?datePublishedFrom=20171001&amp;datePublishedTo=20191001&amp;campaign=Human%20Rights%20Watch&amp;client=Wien&amp;language=deu&amp;source=OpinionMap&amp;latitudeFrom=47.3&amp;longitudeFrom=15.3&amp;latitudeTo=48.3&amp;longitudeTo=16.4">http://localhost:8080/fupol-services/rest/public/Campaign/findPosts?datePublishedFrom=20171001&amp;datePublishedTo=20191001&amp;campaign=Human%20Rights%20Watch&amp;client=Wien&amp;language=deu&amp;source=OpinionMap&amp;latitudeFrom=47.3&amp;longitudeFrom=15.3&amp;latitudeTo=48.3&amp;longitudeTo=16.4</a> </p>
<b>Expected outcome:</b>	1. JSON file with data of posting



## 6 Conclusion

### 6.1 Achievements

The social media component (SMC) has been further developed and successfully tested in all languages of the pilot cities. Apart from implementing the user stories described 37 bugs have been identified and eliminated.

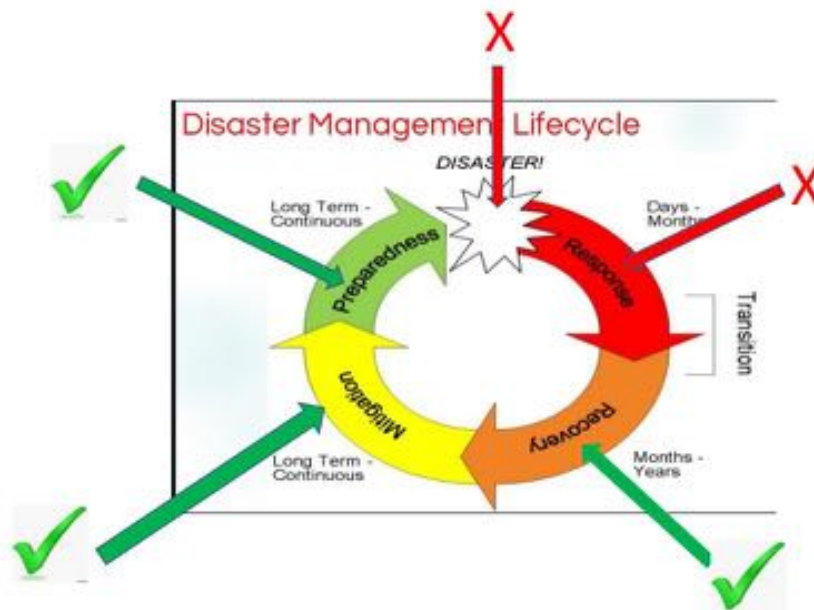
The integration approach achieved is flexible and allows GUI based (https) and server based integration (REST call). The component can be easily integrated with all other FLOODSERV components as well as with IT systems of the cities.

The objective of the project, specified in the proposal, was to develop the four prototypes from “lab to market”. The implementation started from TRL 3 and should reach at least TRL 6/7.

The Social Media Sourcing and Communication tool started at TRL 5, an existing prototype from an R&D project. At the end of FLOOD-serv project the Social Media Component has reached TRL 9 (actual system proven in an operational environment)

### 6.2 Positioning of the SMC within FLOODSERV

It is recommended to use the SMC to support the recovery, mitigation and preparedness phase. It is not recommended for the disaster / disaster response phase, because it has been realized that emergency services typically do not have the time to evaluate incoming social media postings in case of an emergency.



The SMC integrates a variety of incoming messages for further analysis, namely

- a) Social media (Facebook, Twitter)  
Typically social media sites of the cities, first responders or politicians
- b) Newspapers (RSS)
- c) Opinion Maps  
They allow a geo-located response and can be embedded in any website or social media channel.
- d) Questionnaires  
They allow a structured response. As is the case with the opinion maps they can also be embedded in any website or social media channel

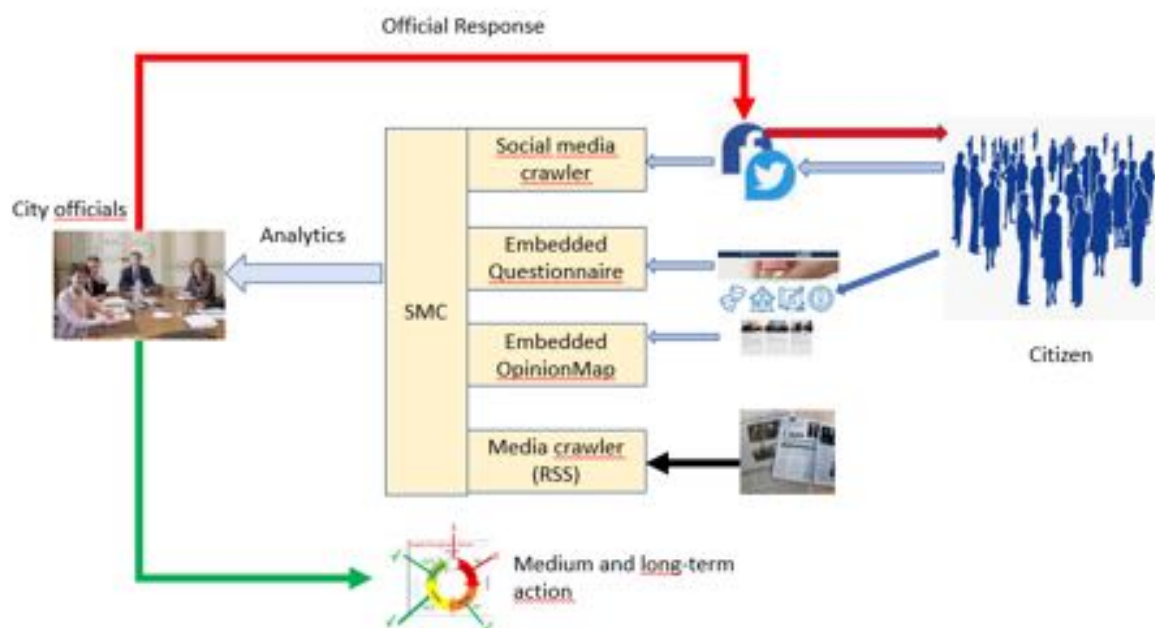
Both c) and d) are complementing the CDF, the EMC and the related mobile applications. In addition data obtained from the SMC can be imported in the other applications using a REST call.

The picture below shows how the SMC is embedded in the overall citizen communication for flood risks.

← Reactions and comments are collected from various channels and aggregated for analysis.

→ The city officials analyze and subsequently respond directly to social media. The response could be for example communication on any medium or long-term action planned and implemented

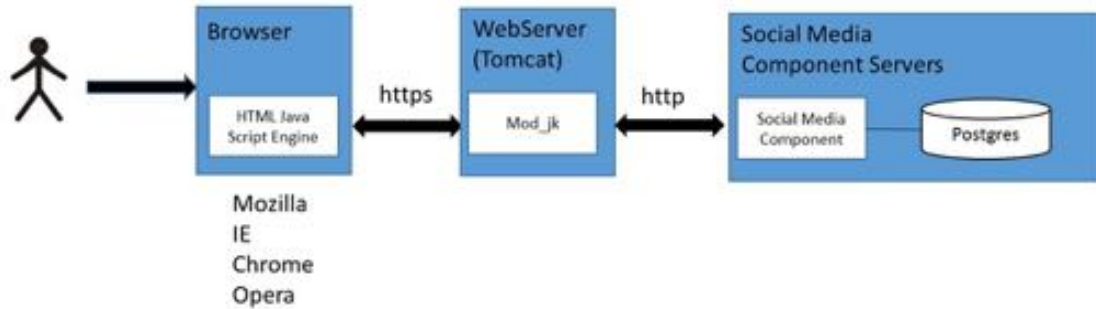
→ Actual implementation resulting from the analysis



### 6.3 SMC and integration

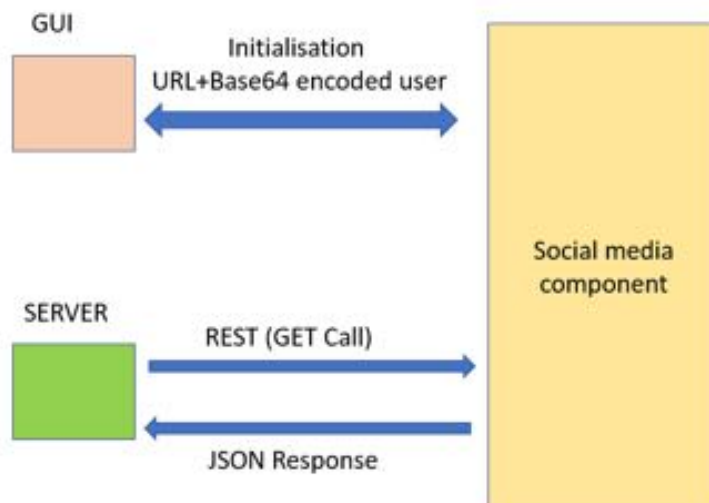
This chapter describes the basic concepts followed for integration, which have been partly implemented in WP3 and finalized in WP4.

The software is web-based and as such does not require any installation on the user apart from a standard browser. The language of the GUI adjusts automatically following the browser language.



The SMC can be called standalone directly through a browser with a URL. In this case username / password will be required.

The SMC is also ready for integration with other components using two integration mechanisms, direct call (URL) and REST-call. This means the SMC can be called from any other component of the FLOODSERV universe, but also from third party applications such as an eGov portal of a city. This approach has been chosen to be as flexible as possible.



#### (a) The weblink for direct calling the GUI

The username needs to be added in the HTTP Header of the request. In this case the username / password entry in the SMC is not necessary and the SMC proceeds directly to the first screen of the application. By adding the username in the request the SMC invokes the role assigned to the specific user in the SMC access control database.

The composition of the URL is as follows:

[https://socialmedia.cellent.at/socialmedia-client/login?id=\[base64 encoded username from the SMC\]](https://socialmedia.cellent.at/socialmedia-client/login?id=[base64 encoded username from the SMC])

Base64 has been chosen, because it is particularly prevalent on the Web (and therefore a standard way to include such information in an URL). It is used to include binary assets inside textual assets such as HTML and CSS files. Base64 is designed to carry data stored in binary formats across channels that only support text content

Base64 is a group of binary-to-text encoding schemes that represent binary data in an ASCII string format by translating it into a radix-64 representation. Each Base64 digit represents exactly 6 bits of data. Three 8-bit bytes (i.e., a total of 24 bits) can therefore be represented by four 6-bit Base64 digits.

Those can be read by the SMC and the checked against the SMC database. The downside is that the login data are not encrypted, but this is considered less important since the service to be accessed does not contain confidential data (the raw data are public anyway)

#### (b) A REST Get call to retrieve postings

This refers to the retrieval of data stored in the SMC database from other software components.

It is based on REST and the respective output is a JSON string with all relevant parameters of a posting.

REST stands for “Representational State Transfer”. It is a set of rules that developers follow when they create their API. One of these rules states that you should be able to get a piece of data (called a resource) when you link to a specific URL. Each URL is called a request while the data sent back to you is called a response.

## 7 Link

The SMC GUI can be reached directly through

<https://socialmedia.cellent.at/socialmedia-client/login?1>

The different language version can be invoked by changing the browser language settings to the respective language settings:

- a) Spanish
- b) Slovak
- c) Romanian
- d) Portuguese
- e) Italian

An example can be obtained using the following credentials

Username: petertulcea

Password: petertulcea1

Campaign to be chosen: Tulcea Flood



This example includes real-live data from an event which occurred in 2019.